



# Shells for keycap molds



thpoll

[VIEW IN BROWSER](#)

updated 8. 2. 2022 | published 8. 2. 2022

## Summary

Shells for keycap molds, help to keep the lid centered and all molds in shape

[Gadgets](#) > [Computers](#)


Tags: [keycap](#) [keyboard](#) [mold](#) [siliconemold](#) [keycaps](#)

If you are interested in keycap molding, you maybe came across these from Amazon: [https://www.amazon.de/-/en/gp/product/B08DKRZZ48/ref=ppx\\_yo\\_dt\\_b\\_search\\_asin\\_image?ie=UTF8&th=1](https://www.amazon.de/-/en/gp/product/B08DKRZZ48/ref=ppx_yo_dt_b_search_asin_image?ie=UTF8&th=1)


Unfortunately they have no way to center the lid and are too soft. The larger keys won't keep in shape. These shells help exactly with that. Make sure to trim off any excess material from the molds as they don't come 100% cleaned (otherwise they will be squeezed).

For mold 3521 I recommend 3521\_2, as these keys are a bit higher and therefore, I increased the height a bit in the second iteration.


# Model files




key\_mold\_3521.stl




key\_mold\_3521\_2.stl




key\_mold\_3522.stl



key\_mold\_3524.stl



key\_mold\_3523.stl



key\_mold\_3525.stl

## License

This work is licensed under a  
[Creative Commons \(4.0 International License\)](https://creativecommons.org/licenses/by-sa/4.0/)



**Attribution-ShareAlike**

- 
- ✗ | Sharing without ATTRIBUTION
  - ✓ | Remix Culture allowed
  - ✓ | Commercial Use

- ✓ | Free Cultural Works
- ✓ | Meets Open Definition