



The Dragon & Flagon Board Game Inserts



Oak

[VIEW IN BROWSER](#)

updated 28. 12. 2022 | published 28. 12. 2022

Summary

Box inserts for organizing the pieces of the 2016 board game The Dragon & Flagon, from Stronghold Games.



N/A



5 pcs



0.25 mm
0.20 mm



0.40 mm



PLA



N/A



Prusa MINI /
MINI+

[Toys & Games](#) > [Board Games](#)

Tags: [inserts](#) [insert](#) [boardgameaccessories](#) [boardgameinserts](#)
[boxinsert](#) [boardgameorganizer](#) [boardgameinlay](#)

Box inserts for organizing the pieces of the 2016 board game The Dragon & Flagon, from Stronghold Games.

This is composed of 11 pieces using 3 models:

A character tray for holding a character's 18 cards, cardboard standee, square character token, and circular status tokens. It's high enough for you to store the standee with its plastic stand attached.

- **Print this 9 times, once for each character.**

- I have uploaded 3 different variations of this piece: one with solid walls, one with fence-style walls and one with honeycomb walls. On my printer the difference in filament used and print time is negligible, so it was mostly a cosmetic choice.

A miscellaneous cardboard tokens tray, for holding the flagon, cookie plate, game end tokens, and treasure chests. Once again, it's tall enough for holding all of these with stands attached (though the treasure chests might overflow).

- **Print this once.**

- I've included both a solid option and a fenced-walls option. The fence size is small enough to prevent the tokens from falling out.

A divided box for the reputation tokens (one side) and wooden pieces (other side).

- **Print this once.**

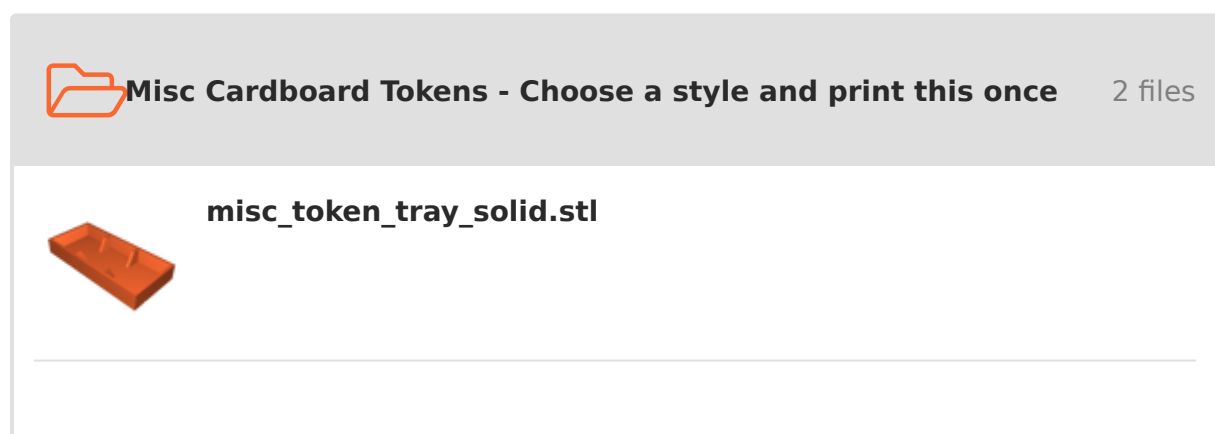
The 10 trays (9 characters + misc tray) are identically sized and stack on top of each other for double layers - see pictures. The all have tiny pins at the top and tiny holes in the bottom, for better stability when stacked.


How I Designed This

My design was inspired by a very similar design done in in foam, posted by Mack C in BoardGameGeek's form: <https://boardgamegeek.com/thread/1756409/insert-my-first>.

It's a great design since it encapsulates each character with all of its supporting cards and pieces, gets rid of all the plastic bags entirely, and does not require disassembling the tables or the plastic stands.

Model files





misc_token_tray_fence.stl



Character Tray - Choose a style and print it 9 times

3 files




character_tray_solid.stl



character_tray_fence.stl



character_tray_honeycomb.stl



reputation_and_wooden_pieces_holder.stl

☐ Print this once

Print files




dragon_flagon_holder_full_025mm_pla_mini_5h34m.gcode

⚙️ PLA ⚙️ 0.40 mm ⚙️ 0.25 mm ⌚ 5.56 hrs ⚖️ 111 g 🖨️ Prusa MINI / MINI+



drag_flagin_insert_full_025mm_pla_mini_5h3m.gcode

⚙️ PLA ⚙️ 0.40 mm ⚙️ 0.25 mm ⌚ 5.05 hrs ⚖️ 86 g 🖨️ Prusa MINI / MINI+



dragon_flagon_insert_trays_holed_02mm_pla_mini.gcode

🌀 PLA 🌀 0.40 mm 📏 0.20 mm ⌚ 3.60 hrs ⚖️ 46 g 🖨️ Prusa MINI / MINI+



drag_flagin_insert_tray_and_honeycomb_025mm_pla.gcode

🌀 PLA 🌀 0.40 mm 📏 0.25 mm ⌚ 5.98 hrs ⚖️ 86 g 🖨️ Prusa MINI / MINI+



drag_flagin_insert_honeycomb_025mm_pla_mini_5h4.gcode

🌀 PLA 🌀 0.40 mm 📏 0.25 mm ⌚ 5.79 hrs ⚖️ 78 g 🖨️ Prusa MINI / MINI+

License ©

This work is licensed under a
[Creative Commons \(International License\)](#)



Public Domain

- ✓ | Sharing without ATTRIBUTION
- ✓ | Remix Culture allowed
- ✓ | Commercial Use
- ✓ | Free Cultural Works
- ✓ | Meets Open Definition