

Fabrikator Mini V1.5 Full Graphic Display Holder



xythobuz

[VIEW IN BROWSER](#)

updated 12. 4. 2022 | published 9. 2. 2022

Summary

Holder for the RepRapDiscount Full Graphic Smart Controller, simply hanging from the front window of the Fabrikator...

[3D Printers](#) > [Accessories](#)

Tags: [customizer](#) [fabrikatorlcd](#) [fabrikatorminilcd](#) [fabrikatorsmartlcd](#)

Holder for the RepRapDiscount Full Graphic Smart Controller, simply hanging from the front window of the Fabrikator Mini V1.5.

There are versions with mounting holes already included, but I've printed the solid part two times and drilled into it with a drill press with 2.9mm. M3 screws will bite right into the material and hold without a nut.

Update: Now with parameterized angle! I'm currently using 80 degrees, but that only works when the Fabrikator Mini is standing at an edge, as the display is lower than the printer itself.

Print Settings

Printer:

Fabrikator Mini

Rafts:

No

Supports:

No

Resolution:

0.2mm

Infill:

20%

Notes:

These values are not critical.

Category: 3D Printer Accessories

Model files



display_holder.scad




disp_hold_45_n.stl




disp_hold_45_r.stl




disp_hold_45_b.stl




disp_hold_80_b.stl



disp_hold_80_n.stl



disp_hold_80_r.stl



disp_hold_80_l.stl



disp_hold_45_l.stl

[Find source .stl files on Thingiverse.com](https://www.thingiverse.com)

License ©

This work is licensed under a
Creative Commons (4.0 International License)



Attribution

- ✗ | Sharing without ATTRIBUTION
- ✓ | Remix Culture allowed
- ✓ | Commercial Use
- ✓ | Free Cultural Works
- ✓ | Meets Open Definition