

LowRider CNC Belt Stop - No Zip Ties

T Tailslide

[VIEW IN BROWSER](#)

updated 12. 4. 2022 | published 13. 2. 2022

Summary

**Update - 2019-08-02 - Added another version without the guides since I use grooves mounted in my table to keep the...

[Hobby & Makers](#) > [Other Ideas](#)

Tags: [lowrider](#) [lowridercnc](#) [lowrider2](#)

**Update - 2019-08-02 - Added another version without the guides since I use grooves mounted in my table to keep the wheels accurate and don't need them anymore. Also has bumpers for endstops to contact (see my other project for endstop mounts). Included belt retainers that are useful if you are short on belt length.

This belt stop has the following benefits:

- If you have the recommended 1/4" gap between the table and the vertical pipes, at least on my setup, i had binding because the belts were not far enough out from the table at the stops. This makes them parallel.
- Ramped spacers so that the act of pulling the gantry to the end of the table equalizes the gap to the table on both sides.
- Tool-less belt removal. Just apply tension to the belt and pop the bolt/nut out of it's indent.
- Belt tensioning by turning a bolt

Assembly

-screw the endstop to the table

-loop the belt through the belt retainer

-assemble an M3 bolt like in the pictures. First fully thread a nut, then a washer, then another nut, then a washer, then just barely thread a nylon lock nut onto the end of the bolt. You can use thread locker fluid to hold the final nut if you don't have a lock nut.

-Place bolt with nut and washer inside the slot on the cable retainer. make sure the open side is facing up.

-Tension belt and put other part of the bolt into the belt stop. Make sure the nut goes into the indentation. Turn bolt counterclockwise to tension. Make sure to tighten outside bolt against washer. You want the pressure on the washer so the nut doesn't rip through the plastic.

Print Settings

Printer:

FLSUN i3

Supports:

No

Resolution:

0.25mm

Infill:

25%

Notes:

3 perimeters

Category: DIY

Model files




endstop.stl




endstop-mirrored.stl




y-cable-retainer-with-endstop-bumper-mirrored.stl




cableretainershortcable.stl



cableretainer-mirrored.stl



cableretainer.stl



beltstopnoziptiesstopbumper_v15.f3z

[Find source .stl files on Thingiverse.com](https://www.thingiverse.com)

License ©

This work is licensed under a
[Creative Commons \(4.0 International License\)](https://creativecommons.org/licenses/by/4.0/)



Attribution

- ✘ | Sharing without ATTRIBUTION
- ✓ | Remix Culture allowed
- ✓ | Commercial Use
- ✓ | Free Cultural Works
- ✓ | Meets Open Definition