



4 Inch PVC Dust Collection Parts



Tailslide

[VIEW IN BROWSER](#)

updated 15. 8. 2023 | published 15. 8. 2023

Summary

Set of Y adapters and blast gates for using 4 inch PVC sewer pipe as a dust collection system. I never tried printing...

[Hobby & Makers](#) > [Tools](#)

Tags: [thingiverse](#)

Set of Y adapters and blast gates for using 4 inch PVC sewer pipe as a dust collection system. I never tried printing the 4 inch blast gate because my printer is too small. Most of the blast gates are in two halves and you can weld them together with acetone if you print with ABS. There is also a glue available in the hardware store by the PVC pipe specially made to bond ABS to PVC if you require a permanent joint.

I included a print in place version of one of the blast gates but you will want a printer with two nozzles and dissolving support filament for that one I think.

Hooks are made so that you screw the base plate into the ceiling/wall then snap in the hook after.

I suggest printing just a ring portion for the connector part you are planning on using to ensure it will fit correctly. For extra strength you can do three perimeters but I find these are stronger than the store bought ones on my printer anyways. As always if attempting large prints with ABS

make sure you have a heated enclosure or they will warp themselves apart.

Updated 2018-12-09: Added 2.5 inch to 2.5 inch mating adapter.

Updated 2019-01-03: Added 4 Inch Friction Fit adapter and pic of it on dewalt planer

Updated 2019-01-05: Added 4 Inch PVC to 2.5 Inch hose connector (print 2.5 inch port side DOWN)

Updated 2019-01-08: Added 4 Inch PVC to 4 inch Hose Adapter

Updated 2019-01-24: Added 4 Inch PVC rotating connector. Print In place with no supports. Break it free with a strap wrench after printing. Your printer must be able to handle printing gaps with 0.5mm tolerance.

See my servo powered blast gate opener here: <https://www.thingiverse.com/thing:3301904>

Print Settings

Printer:

FLSUN i3

Rafts:

No

Supports:

No

Resolution:

0.25mm

Infill:

20%

Filament:

ENOTEPAD ABS

Notes:

Use supports for the blast gates.

In hindsight I would print the gate piece in a contrasting color like red and paint the handle black to have some kind of visual indicator a gate is open. It's hard to notice when they are all the same color. Category: Machine Tools

This remix is based on



4 Inch PVC Dust Collection Parts

by Tailslide

Model files




blastgate4inch-half2.stl



blastgate4inch-gate.stl



blastgate305mmmod-full-print-in-place-thin-017mm-c.stl



25inch_hook-basepart.stl



25inch_hook-hookpart.stl



4_inch_hook-hookpart.stl




4_inch_hook-basepart.stl



4inchfrictionfit.stl



blastgate305mmmod-thin-half1.stl



35mm_hook-basepart.stl



4_inch_pvc_rotating_connector.stl



4inchpvctodouble25hoseconnector.stl



pvcpipeto4inchhoseadapter.stl



4inchpvcto40mmmod-y-junction.stl



blastgate305mmmod-thin-half2.stl



35mm_hook-hookpart.stl



25_inch_to_25_inch_mating_adapter.stl



4inchpvcto30mmmod-y-junction.stl




blastgate4inch-half1.stl



dustcollectorintakeaspvcspigot4inch.stl



blastgate305mmmod-thin-gate.stl



pvc-pipe-to-4inch-hose-adapter-v4.f3d

[Find source .stl files on Thingiverse.com](#)

License ©

This work is licensed under a
[Creative Commons \(4.0 International License\)](#)



Attribution

✗ | Sharing without ATTRIBUTION

- ✓ | Remix Culture allowed
- ✓ | Commercial Use
- ✓ | Free Cultural Works
- ✓ | Meets Open Definition