



## Cryptex (remix)



Farnsworth

[VIEW IN BROWSER](#)

updated 12. 4. 2022 | published 15. 2. 2022

## Summary

I remixed ChargedNeuron's Cryptex, because I didn't want to glue the endcaps. So I added a snapfit with pins. Pins...

[Art & Design](#) > [Other Art & Designs](#)

Tags: cryptex

I remixed ChargedNeuron's Cryptex, because I didn't want to glue the endcaps.

So I added a snapfit with pins.

Pins printed in PETG worked well. PLA pins broke!

Since I wanted this to be a gift, I also designed a holder with a QR-code plate.

The QR code uploaded is just an example for size comparison!

## Print Settings

**Printer Brand:**

Creality

**Printer:**

Ender 3 Pro

**Rafts:**

No

**Supports:**

No

**Resolution:**

200


**Infill:**

20

**Filament:** AIO PLA, Geeetech PETG PLA & PETG green, blue, black, grey

Category: Art

## Model files



cryptex\_message\_housing\_md\_x1.stl

---




cryptex\_pin\_md\_x2.stl

---



cryptex-base\_left.stl

---



cryptex-base\_qr\_code\_thingiverse.stl

---




**cryptex\_end\_cap\_md\_x2.stl**

---



**cryptex-base\_middle.stl**

---



**cryptex\_body\_se\_md\_x1.stl**

---



**cryptex-base\_right.stl**

[Find source .stl files on Thingiverse.com](https://www.thingiverse.com/thing/3111111)

## License ©



This work is licensed under a  
**Creative Commons (4.0 International License)**

**Attribution-NonCommercial**

---

- ✗ | Sharing without ATTRIBUTION
- ✓ | Remix Culture allowed
- ✗ | Commercial Use
- ✗ | Free Cultural Works
- ✗ | Meets Open Definition