



## 4 Color Tigger - Multi Material Torture Test



ChaosCoreTech

VIEW IN BROWSER

updated 12. 4. 2022 | published 5. 12. 2019

### Summary

Watch the full video here: <https://youtu.be/Ph1zwEaxEB4> I thought it could be fun to take my old Tigger model and...

---

[Toys & Games](#) > [Other Toys & Games](#)

---

Tags: [multimaterial](#) [disney](#) [torture](#) [tigger](#) [winnie](#)

---

Watch the full video here: <https://youtu.be/Ph1zwEaxEB4>

I thought it could be fun to take my old Tigger model and slice it for printing on the Palette+. Little did I know, the journey I was about to embark on to get this thing printed.

After I finally got it printed, I decided to label this as a torture test for multi material machines because it's a very tough, time consuming and filament consuming print.

If you're successful in printing one of these I'd love to see it. Also let me know if you find any good black filaments that don't bleed very much. :)

Printer: Robo R2 with Palette+

Orange:

Black: Filamentum Traffic Black

White: Filamentum Traffic White

Pink:


Layer Height: 0.1mm

## Print instructions


Unassociated tags: multi color

Category: Toys & Games

## Model files




tigger\_pink.stl



tigger\_yellow.stl



tigger\_black.stl



tigger\_orange.stl

[Find source .stl files on Thingiverse.com](#)

## License

This work is licensed under a  
[Creative Commons \(4.0 International License\)](#)



### Attribution

- 
- ✗ | Sharing without ATTRIBUTION
  - ✓ | Remix Culture allowed

- ✓ | Commercial Use
- ✓ | Free Cultural Works
- ✓ | Meets Open Definition