



ER11 Collet Box 1-9mm



arminth

[VIEW IN BROWSER](#)

updated 12. 4. 2022 | published 20. 3. 2022

Summary

This is my simple interpretation of an easy to print box for an ER11 collet set (1mm-9mm, 16 pcs max). No hinges, no...

[Hobby & Makers](#) > [Tools](#)

Tags: [box](#) [storagebox](#) [set](#) [collet](#) [er11](#)

This is my simple interpretation of an easy to print box for an ER11 collet set (1mm-9mm, 16 pcs max). No hinges, no metal parts needed. Just friction fit lid. You can add a layer of foam rubber to keep the collets secured even when ratteling the box around.

At least, I can get rid of the big pile of yellow junk!

OpenSCAD file included for convenience and own modifications.

Have fun!

Print Settings

Printer Brand:

Creality

Printer:

Ender 3

Rafts:

No

Supports:

No

Resolution:

0.2

Infill:

30%


Filament: Noyes PLA blue

Notes:


You can decrease infill. Might get little worse underside surfaces then.

Category: Tool Holders & Boxes


Model files




collet_box_upper.stl



collet_box.stl



collet_box.scad



collet_box_lower.stl

License ©

This work is licensed under a
Creative Commons (4.0 International License)



Attribution

- ✗ | Sharing without ATTRIBUTION
- ✓ | Remix Culture allowed
- ✓ | Commercial Use
- ✓ | Free Cultural Works
- ✓ | Meets Open Definition