

Case for remote control Hörmann HSE2-868-BS



arminth

[VIEW IN BROWSER](#)

updated 12. 4. 2022 | published 20. 3. 2022

Summary

Update as of August 16, 2021: Updated the files. the original upper part had a flaw where the pins under the buttons...

[Household](#) > [Other House Equipment](#)

Update as of August 16, 2021:

Updated the files. the original upper part had a flaw where the pins under the buttons were floating in midair. This is corrected now. Should print no problem!

Thanks to @mrBira for the heads up!

Replacement for broken case of Hörmann HSE2-868-BS.

Usually, case breaks and electronics are still ok. So here is your sparepart!

2 versions: one with keyring, one without keyring.

Two halves are pressfit. No screws, just snap-in enjoy!.

Print Settings

Printer Brand:

Crealitiy

Printer:

Ender 3

Rafts:

No

Supports:

Yes

Resolution:

0.2mm

Infill:

20


Filament: Noyes PLA Black

Category: Replacement Parts


Model files




gehause.scad




oberteil.stl



unterteil_ohne_ring.stl



unterteil.stl



gehause.stl



gehause_ohne_ring.stl

[Find source .stl files on Thingiverse.com](#)

License ©

This work is licensed under a
Creative Commons (4.0 International License)



Attribution

- ✗ | Sharing without ATTRIBUTION
- ✓ | Remix Culture allowed
- ✓ | Commercial Use
- ✓ | Free Cultural Works
- ✓ | Meets Open Definition