



Boba Wall Hook



Lazlo

[VIEW IN BROWSER](#)

updated 21. 3. 2022 | published 20. 3. 2022

Summary

A wall hook in bubble tea form. Comes in two sizes, small and large!



3.49 hrs



10 pcs



0.20 mm



0.40 mm



PLA
PET



48 g



Prusa
MK3/S/S+

[Household](#) > [Other House Equipment](#)

Tags: [hanger](#) [wallmount](#) [boba](#) [keychain](#) [keys](#) [wallhook](#)
[bubbletea](#)

A wall hook in the shape of bubble tea! You can hang your keys on the boba, or attach your keychain to the straw! Comes in Small and Large sizes, and I have multiple straw options available. You can even design your own!

Printing

A layer height of 0.20mm works for all components. I did NOT print this with supports. In fact, I printed the prototype with supports and they were kind of annoying to remove off of the boba hooks.


Assembly

Whether you print a Small or Large bubble tea, you have 3 parts:

x1 Base

x1 Tea Plate

x1 Straw



To mount the Wall Hook, you need two of either M3 or M4 screws. I've never used wall mount screws for a print before, so I designed this print with some basic countersink screws in mind. If you need these holes adjusted just ask!

1. Mount the Base to the wall at desired location.
2. Press the Tea Plate in.
3. Hang your keys! Or attach your keychain to the straw.

Custom Straw

I have included a few different straw options, but you can design your own using the following dimensions!

L = 76 mm

W = 12.4mm







H = 5.6 mm


This is with clearances in mind so you don't have to add them.

Fit

I have included multiple options for some parts (the tea plates) as you may want easy-to-remove plates. But if there is no worry of the hooks breaking, I can give you a more permanent tea plate.

Model files

	3mf	10 files
	straw.3mf	
	straw-metal.3mf	
	straw-spiral.3mf	
	straw-dotted.3mf	
	base-small.3mf	



tea-plate-small-reinforced.3mf



tea-plate-small-thin.3mf



base-large.3mf



tea-plate-reinforced.3mf



tea-plate-thin.3mf




Straw

4 files



straw.stl



straw-metal.stl



straw-spiral.stl



straw-dotted.stl



Small

3 files



tea-plate-small-thin.stl



tea-plate-small-reinforced.stl



base-small.stl



Large

4 files



base.stl



tea-plate-reinforced.stl



tea-plate-thin.stl



tea-plate-thin-loose.stl

☐ Easy Remove

Print files



straw_02mm_pla_mk3s_18m.gcode

🌀 PLA 📏 0.40 mm 📏 0.20 mm ⌚ 0.30 hrs ⚖️ 4 g 🖨️ Prusa MK3/S/S+



straw-metal_02mm_pla_mk3s_18m.gcode

🌀 PLA 📏 0.40 mm 📏 0.20 mm ⌚ 0.31 hrs ⚖️ 3 g 🖨️ Prusa MK3/S/S+



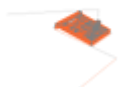
straw-dotted_02mm_pla_mk3s_18m.gcode

🌀 PLA 📏 0.40 mm 📏 0.20 mm ⌚ 0.31 hrs ⚖️ 3 g 🖨️ Prusa MK3/S/S+



straw-spiral_02mm_pla_mk3s_19m.gcode

🌀 PLA 📏 0.40 mm 📏 0.20 mm ⌚ 0.31 hrs ⚖️ 3 g 🖨️ Prusa MK3/S/S+



base-small_02mm_petg_mk3s_2h18m.gcode

🌀 PET 📏 0.40 mm 📏 0.20 mm ⌚ 2.30 hrs ⚖️ 30 g 🖨️ Prusa MK3/S/S+




tea-plate-small-reinforced_02mm_pla_mk3s_54m.gcode

🌀 PLA 📏 0.40 mm 📏 0.20 mm ⌚ 0.89 hrs ⚖️ 14 g 🖨️ Prusa MK3/S/S+



tea-plate-small-thin_02mm_pla_mk3s_42m.gcode

🌀 PLA 📏 0.40 mm 📏 0.20 mm ⌚ 0.71 hrs ⚖️ 12 g 🖨️ Prusa MK3/S/S+



base-large_02mm_petg_mk3s_4h2m.gcode

🌀 PET 📏 0.40 mm 📏 0.20 mm ⌚ 4.04 hrs ⚖️ 49 g 🖨️ Prusa MK3/S/S+



tea-plate-reinforced_02mm_pla_mk3s_1h42m.gcode

🌀 PLA 📏 0.40 mm 📏 0.20 mm ⌚ 1.70 hrs ⚖️ 28 g 🖨️ Prusa MK3/S/S+



tea-plate-thin_02mm_pla_mk3s_1h19m.gcode

🌀 PLA 📏 0.40 mm 📏 0.20 mm ⌚ 1.31 hrs ⚖️ 23 g 🖨️ Prusa MK3/S/S+

License ©



This work is licensed under a
[Creative Commons \(4.0 International License\)](#)

Attribution-NonCommercial

- ✖ | Sharing without ATTRIBUTION
- ✓ | Remix Culture allowed
- ✖ | Commercial Use
- ✖ | Free Cultural Works
- ✖ | Meets Open Definition