



Testors paint rack



wouldstain

[VIEW IN BROWSER](#)

updated 31. 3. 2022 | published 23. 3. 2022

Summary

30 degree tilted modular paint rack for Testors paints. Intended to fit in Ikea Alex Drawer Unit.

[Toys & Games](#) > [Action Figures & Statues](#)

Tags: [rack](#) [paint](#) [testors](#) [enamel](#)

Quick and simple tilted paint rack for Testors enamels.

Companion to Model Master / Round Rack [found here](#).

I wanted something that would fit nicely in a drawer on an Ikea Alex Drawer unit that would make more paint visible for unopened bottles but maintain visibility on the caps so I could see dried paint dots equally as well. These are designed with a 30 degree tilt which seems to work well for me.

I've included a few different configurations I used while figuring out what worked for me.

I've also included the Fusion 360 file for a single unit that can then be replicated using the "Create Rectangular Pattern" function to create a rack of whatever dimensions others might find practical.

Also setting up a companion rack that fits Model Master / Revell and Humbrol tins.

Would probably work well as a customizer in OpenSCAD but I dont know my way around it well enough yet.

PETG


10% infill

No Supports

Model files




testors_1x1.stl




testors-rack-v2.f3d



testors_1x10.stl



testors_5x6.stl



5x10.stl

License ©

This work is licensed under a
[Creative Commons \(4.0 International License\)](https://creativecommons.org/licenses/by-nc/4.0/)



Attribution-NonCommercial

- ✗ | Sharing without ATTRIBUTION
- ✓ | Remix Culture allowed
- ✗ | Commercial Use
- ✗ | Free Cultural Works
- ✗ | Meets Open Definition