



Sega CD and Saturn Snap-In Replacement Hinges

 DefaultGen

[VIEW IN BROWSER](#)

updated 12. 4. 2022 | published 24. 3. 2022

Summary

These are various hinges to fix fragile Sega CD and Sega Saturn cases. There are two kinds of Saturn cases. One has...

[Gadgets](#) > [Other Gadgets](#)

These are various hinges to fix fragile Sega CD and Sega Saturn cases. There are two kinds of Saturn cases. One has 5mm holes which is more common, and one with 3mm holes, so make sure you pick the right size. In general, these should snap on and work reasonably well without the need for glue.

The hinges stay out of the way of most manuals, however if you need to replace both the top and bottom hinges there won't be enough room for the manual. In this case use the Low Profile hinges (files marked with LP). These are slightly thinner, leaving enough room for the manual when both hinges are replaced.

These are 2mm thick, so if you need to replace the bottom hinge but want to keep the game level with a shelf, there's also a spacer you can snap onto the other side of the case.

You need to flex these to install them, so they can't be printed too rigidly.

If the printed hinge is flexing too much, the other hinge can come loose. The printed hinge can be glued to the broken cover for rigidity in this case.

These will only fit on cases where the hinge is broken entirely off. If you have a hinge broken at an angle, cut the whole thing off, or remix this to suit your needs. Also I've found out that the little holes on cases can be different in some cases, so chop off the little nubs if you need to.

This isn't a perfect solution, but I'm sick of loose covers or people putting packing tape on these cases. I think these make broken cases somewhat more presentable.

Print Settings

Printer:

Monoprice Maker Select

Supports:

Yes


Infill:

35%


Category: Video Games

Model files

5mm_bottom_hinge.stl




3mm_bottom_hinge.stl




lp_5mm_top_hinge.stl






5mm_top_hinge.stl




3mm_top_hinge.stl



lp_3mm_bottom_hinge.stl




bottom_spacer_new.stl



lp_5mm_bottom_hinge.stl



lp_bottom_spacer_new.stl



lp_3mm_top_hinge.stl

[Find source .stl files on Thingiverse.com](#)

License ©

This work is licensed under a
Creative Commons (4.0 International License)



Attribution

- ✘ | Sharing without ATTRIBUTION
- ✓ | Remix Culture allowed
- ✓ | Commercial Use
- ✓ | Free Cultural Works
- ✓ | Meets Open Definition