

Lucky13 easy print without brim



basti30

[VIEW IN BROWSER](#)

updated 25. 3. 2022 | published 25. 3. 2022

Summary

Improved bed adhesion for the tiny parts

[Toys & Games](#) > [Action Figures & Statues](#)

Tags: [display](#) [figure](#) [articulated](#) [snapfit](#) [actionfigure](#)
[balljoint](#) [jointed](#)

Connecting the small parts with a one-layer-high line. This helps to adhere the small starting surfaces to the bed. Much easier to remove than a brim.

Prusa project files are available to customize further.

This remix is based on



LUCKY 13 Printable Jointed Figure


by soozafone

Model files



STL


3 files



a1-armature.stl



a2-hands.stl




b-skin.stl



Project files


3 files



a1-armature.3mf



a2-hands.3mf



b-skin.3mf

License

This work is licensed under a
Creative Commons (4.0 International License)



Attribution—Noncommercial—Share Alike

- ✗ | Sharing without ATTRIBUTION
- ✓ | Remix Culture allowed
- ✗ | Commercial Use
- ✗ | Free Cultural Works
- ✗ | Meets Open Definition