



Nozzle box (print-in-place with labels)



Julia Ebert

[VIEW IN BROWSER](#)

updated 12. 4. 2022 | published 26. 3. 2022

Summary

It's a box for E3D v6 style nozzles, in single- and multi-color varieties



3.27 hrs



1 pcs



0.15 mm



0.40 mm



PLA



28 g



Prusa
MK3/S/S+

[3D Printers](#) > [Accessories](#)

Tags: [box](#) [nozzle](#) [e3d](#) [organization](#)

It's a box for your 3D printer nozzles. Specifically, it's made for E3D v6 compatible nozzles, like those used in the Prusa printers.

It fits 14 nozzles, 2 each of: 0.25, 0.3, 0.35, 0.4, 0.5, 0.6, and 0.8 mm. (These are the sizes that came in the E3D sample kit.) To make life slightly easier, it has dots with the sizes so you can remember which nozzle is which. The nozzles themselves have dots on the sides of the (on the flat hex sides). The number of dots indicates the size, and the dots in the lid match up to that, so it's easier to remember which nozzle is which size.

This uses the same box, hinge, and latch design as my pill box designs (**smaller** and **larger** versions). I've printed this in both PLA and PETG, and both have held up well over time.


I've also included STEP files, in case you want to make modifications like different nozzle sizes.


Versions


Like most of my recent creations, there is an MMU version and a non-MMU version of this print.


- **MMU version (nozzle-box-mmu.3mf):** There are 2 STLs here, one for the lid design + text, and the other for the box itself. Slice them together or use the included, pre-sliced 3MF file.
- **Single-color version (nozzle-box-single-color.3mf):** you want to skip the fanciness of multi-colored designs and print something functional, you can print with the text/dots raised instead of in a different color.
- **Multi-colored with color change (nozzle-box-color-change.3mf):** This creates colored text by using two color changes at the layers where the text is. (Note that this will also create a band of the contrasting color in the box, but I think this looks kinda cool.)

Model files

 **STL files** 3 files

**nozzle-box-mmu-inset.stl**


**nozzle-box-single-color.stl**

**nozzle-box-mmu.stl**




STEP files


3 files



nozzle-box-mmu.step



nozzle-box-single-color.step



nozzle-box-mmu-inset.step



nozzle-box-single-color.3mf



nozzle-box-color-change.3mf



nozzle-box-mmu.3mf

Print files



nozzle-box-single-color_015mm_pla_mk3s_3h16m.gcode

🌀 PLA 📏 0.40 mm 📏 0.15 mm ⌚ 3.27 hrs ⚖️ 28 g 🖨️ Prusa MK3/S/S+

License

This work is licensed under a
Creative Commons (4.0 International License)



Attribution-ShareAlike

- ✗ | Sharing without ATTRIBUTION
- ✓ | Remix Culture allowed
- ✓ | Commercial Use
- ✓ | Free Cultural Works
- ✓ | Meets Open Definition