



## Second Season / Cold Snap storage



glenobie

[VIEW IN BROWSER](#)

updated 30. 3. 2022 | published 30. 3. 2022

### Summary

Store your football teams from PLAAY Games

[Toys & Games](#) > [Board Games](#)


The storage box consists of two bottoms (one will be the top) and two sides. I have provided several different styles for these parts that will use different amounts of filament. If you are choosing to do blank sides, both of your sides will be identical. If you want engraved sides, you probably want to print two different side models so that both sides are readable.

Be careful assembling the box. The fit is tight, and you don't want to break the tabs.


Each box holds 6 sleeves. The sleeves are designed to be wide enough for 1/2" label tape of the sort that can be produced by Brother P-Touch style label makers. Print the sleeves with the long edge on the print bed.

I print these in PLA with 0.3mm layer height and 15% infill. Supports are not needed for any of these prints.


# Model files




**bottom.stl**



**bottom-v4.stl**



**bottom-v2.stl**



**bottom-v3.stl**



**side\_blank.stl**



**sleeve\_v2.stl**



**sleeve.stl**



**side\_engraved\_cs\_2.stl**



**side\_engraved\_ss\_2.stl**



side\_engraved\_ss.stl



side\_engraved\_cs.stl

## License ©



This work is licensed under a  
[Creative Commons \(International License\)](#)

**Public Domain**

- 
- ✓ | Sharing without ATTRIBUTION
  - ✓ | Remix Culture allowed
  - ✓ | Commercial Use
  - ✓ | Free Cultural Works
  - ✓ | Meets Open Definition