

3D MODEL ONLY

cat toy race track V2

 **Buzz**[VIEW IN BROWSER](#)

updated 8. 8. 2022 | published 8. 8. 2022

Summary

Inspired by @hemocyanin cat toy race track, but with some changes: optimized for table tennis ball can be printed...

[Household](#) > [Pets](#)Tags: [ball](#) [cat](#) [toy](#)

Inspired by @hemocyanin cat toy race track, but with some changes:

- optimized for table tennis ball
- can be printed without support
- stable connections between parts
- utilize 200mm x 200mm workspace of my printer

I also added a central pin with ball bearings for mounting some kind of fish-rod to mount cat toys and rotate it 360°

needed bearings: 2x d17 D30 H7

place a wire or a cut clothing hanger in the holes as fish-rod.

If needed, the lid can be secured with M4x30 screws and hex nut

Printed in PLA on a Anycubic I3 mega

I included Step-files and SolidWorks-files, if you want to modify it

Paws up for this from my 2 kittens!

Cheers,


Sebastian

Category: Pets

Model files



large_display_pin_255234.stl



large_display_straight_section_255234.stl




pin.stl



straight_section.stl




lid.sldprt



straight_section.sldprt



pin.sldprt



halftrack.step



halftrack.stl



lid.step




lid.stl



halftrack.sldprt



assembly_cattoy.step



pin.step

[Find source .stl files on Thingiverse.com](#)

License

This work is licensed under a
Creative Commons (4.0 International License)



Attribution

- ✗ | Sharing without ATTRIBUTION
- ✓ | Remix Culture allowed
- ✓ | Commercial Use
- ✓ | Free Cultural Works
- ✓ | Meets Open Definition