

M6 distance spacer and bracket



jhaand

[VIEW IN BROWSER](#)

updated 8. 8. 2022 | published 8. 8. 2022

Summary

If you want to precisely place an object in X and Y that stands on M6 bolts, you can use these brackets.


[Hobby & Makers](#) > [Mechanical Parts](#)

Tags: spacer


If you want to precisely place an object in X and Y that stands on M6 bolts, you can use these brackets.

Check the Assy in FreeCAD to see how it works.

Model files



m6_distance_bracket-bracket.amf



m6_distance_keeper-spacer.amf




m6_spacer-center_spacer.amf



m6_distance_spacer.fcstd



m6_distance_bracket.fcstd



m6_distance_keeper.fcstd



m6_distance_spacer_assy.fcstd

License

This work is licensed under a
Creative Commons (4.0 International License)



Attribution-ShareAlike

- ✗ | Sharing without ATTRIBUTION
- ✓ | Remix Culture allowed
- ✓ | Commercial Use
- ✓ | Free Cultural Works
- ✓ | Meets Open Definition