

M3 Nut (ISO 4032 Style 1)



Books

[VIEW IN BROWSER](#)

updated 28. 2. 2023 | published 28. 2. 2023

Summary

Models you can use to represent M3 nuts. Varying levels of detail, not intended to be used as 3d printed objects.

[Hobby & Makers](#) > [Mechanical Parts](#)

Tags: [nut](#) [screw](#) [bolt](#) [m3](#) [m3nut](#) [iso4032](#) [din934](#)

Models you can use to represent M3 nuts. Varying levels of detail, not intended to be used as 3d printed objects. These models follow the specifications of ISO 4032 Style 1, the standard for the most common type of metric nut.

Max, Min, and Avg models

The ISO 4032 specification sets tolerances for width, height, and slopes; variations between companies and screw machines will mean that the actual size of a nut will vary within that range. Therefore, models are categorized by max, min, and average. Max is using width and height values at the maximum limit of the proscribed spectrum, min models are at the minimum, and avg models are at the middle range between max and min. Chamfer angles are always set at the middle range for all models.

Press-fit Negatives

If you want to have a tight press-fit pocket in your model, you can use precise measurement tools to determine the correct model to use. The source FreeCAD file includes a spreadsheet where the parameters the models use are kept. You can compare your nuts to the values in the spreadsheet, and select the best model, or adjust the values and export your own.

If you don't own precision tools, it's suggested to start with the max model and work backwards. Most fastener manufacturers try to keep their products near the maximum values of the specification.

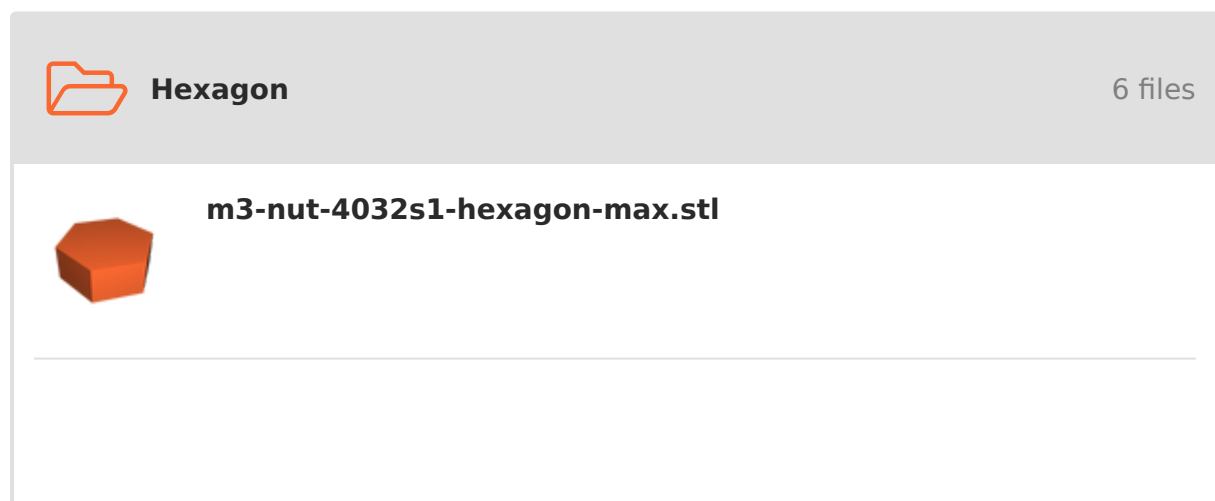
Design Elements

You can also use the models as placeholders in a design. Each of the models have varying levels of detail, and thus file size and render time. You can choose from simple hexagonal shapes, hexagons with a bolt sized hole, chamfered hexagons with either a bolt sized or thread sized hole, chamfered hexagons with an internal pattern mimicking threads, and fully threaded nuts.

ScrewMaker FreeCAD Macro

There is an excellent Macro for generating screws for FreeCAD, as well as a Fasteners workbench based on that Python code. These models don't come from that macro. The macro generates nuts using the maximum allowed ISO values, and doesn't allow tweaking of the parameters outside of editing the macro source.

Model files





m3-nut-4032s1-hexagon-max.stp



m3-nut-4032s1-hexagon-min.stl



m3-nut-4032s1-hexagon-min.stp



m3-nut-4032s1-hexagon-avg.stl




m3-nut-4032s1-hexagon-avg.stp



Simple


6 files



m3-nut-4032s1-simple-max.stl




m3-nut-4032s1-simple-max.stp



m3-nut-4032s1-simple-min.stl



m3-nut-4032s1-simple-min.stp



m3-nut-4032s1-simple-avg.stl



m3-nut-4032s1-simple-avg.stp



Chamfer

6 files



m3-nut-4032s1-chamfer-max.stl



m3-nut-4032s1-chamfer-max.stp



m3-nut-4032s1-chamfer-min.stl



m3-nut-4032s1-chamfer-min.stp



m3-nut-4032s1-chamfer-avg.stl



m3-nut-4032s1-chamfer-avg.stp



Untapped

6 files



m3-nut-4032s1-untapped-max.stl



m3-nut-4032s1-untapped-max.stp



m3-nut-4032s1-untapped-min.stl



m3-nut-4032s1-untapped-min.stp



m3-nut-4032s1-untapped-avg.stl



m3-nut-4032s1-untapped-avg.stp



Fake Thread

6 files



m3-nut-4032s1-fake-thread-max.stl



m3-nut-4032s1-fake-thread-max.stp



m3-nut-4032s1-fake-thread-min.stl



m3-nut-4032s1-fake-thread-min.stp



m3-nut-4032s1-fake-thread-avg.stl



m3-nut-4032s1-fake-thread-avg.stp



Threaded

6 files



m3-nut-4032s1-threaded-max.stl



m3-nut-4032s1-threaded-max.stp



m3-nut-4032s1-threaded-min.stl




m3-nut-4032s1-threaded-min.stp



m3-nut-4032s1-threaded-avg.stl



m3-nut-4032s1-threaded-avg.stp



m3-nut-4032s1.fcstd

FreeCAD 0.20

License ©

This work is licensed under a
Creative Commons (International License)



Public Domain

- ✓ | Sharing without ATTRIBUTION
- ✓ | Remix Culture allowed
- ✓ | Commercial Use
- ✓ | Free Cultural Works
- ✓ | Meets Open Definition