



## Indestructible case for TREZOR Model One



vojtz.

[VIEW IN BROWSER](#)

updated 11. 8. 2022 | published 11. 8. 2022

### Summary

Do you carry your TREZOR in the bottom of your backpack? Or do you have it littered with mess in your drawer? See this..

[Gadgets](#) > [Other Gadgets](#)

Tags: [crypto](#) [durable](#) [safe](#) [trezor](#) [trezorcase](#)

### Printing suggestions:


- 0.2 mm Layer
- PETG filament
- Grid infill with at least 20% density

### What do you need:


- M3x8 screw (6x)
- M3nS nut (6x)
- TREZOR Model One

### Assembly:

From the inside of the TRbase, insert six M3nS screws into six holes.




Place the TREZOR inside the TRbase. Mind the position of both parts.





Cover the TREZOR with the TRtop and secure it with six M3x8 screws.



## Model files



trbase.stl



trtop.stl

## License ©

This work is licensed under a  
[Creative Commons \(4.0 International License\)](https://creativecommons.org/licenses/by-nc/4.0/)



## Attribution-NonCommercial

---

- ✗ | Sharing without ATTRIBUTION
- ✓ | Remix Culture allowed
- ✗ | Commercial Use
- ✗ | Free Cultural Works
- ✗ | Meets Open Definition