



Case for W3KKC's RA-35 Radio Adapter Interface Board



taxilian

[VIEW IN BROWSER](#)

updated 11. 8. 2022 | published 11. 8. 2022

Summary

For someone putting up a low cost repeater, the cost of a USB Radio Interface for any type can be steep. That's one...

[Hobby & Makers](#) > [Electronics](#)

For someone putting up a low cost repeater, the cost of a USB Radio Interface for any type can be steep. That's one reason I was thrilled when I found W3KKC's RA-35 -- only problem was, it didn't come with a case. Well, that can be fixed =]

Here are some things to know about this case:

- No hardware required -- put the RA-35 in and snap the lid shut
- There are holes in the lid placed above each of the three LEDs
- No supports are required

I hope you find it useful =]

Print Settings

Rafts:

No

Supports:

No

Resolution:

0.2

Infill:


25%

Notes:


Make sure you turn the lid upside down so the flat (top) side is down else it won't likely work real well =]

Category: Electronics


Model files



ra40-case_snappy.scad




ra35_case_snappy.scad




ra35_case_snappy_model_dontprint.stl



ra40-case_snappy_lid.stl



ra35_case_snappy_lid.stl



ra35_case_snappy_box.stl

[Find source .stl files on Thingiverse.com](#)

License ©

This work is licensed under a
Creative Commons (4.0 International License)



Attribution-NonCommercial

- ✗ | Sharing without ATTRIBUTION
- ✓ | Remix Culture allowed
- ✗ | Commercial Use
- ✗ | Free Cultural Works
- ✗ | Meets Open Definition