



# Clothes Hanger Spacer



Jonas

[VIEW IN BROWSER](#)

updated 5. 1. 2023 | published 5. 1. 2023

## Summary

This coat hanger spacer will create an even spacing between all your coat hangers and create a very organized look.

[Household](#) > [Other House Equipment](#)

Tags: [ikea](#) [hanger](#) [ikeahack](#) [wardrobe](#) [pax](#) [spacer](#)  
[closet](#) [organization](#) [clothes](#) [clotheshanger](#) [ikeapax](#)  
[wardrobeorganization](#)

The print can be put on a clothes rail. The design is made for 25mm diameter rails but could be scaled up or remixed to fit any other rail diameter. It simply clamps on to it. No glue or sticky tape is needed.

You can download 2 different stl files:

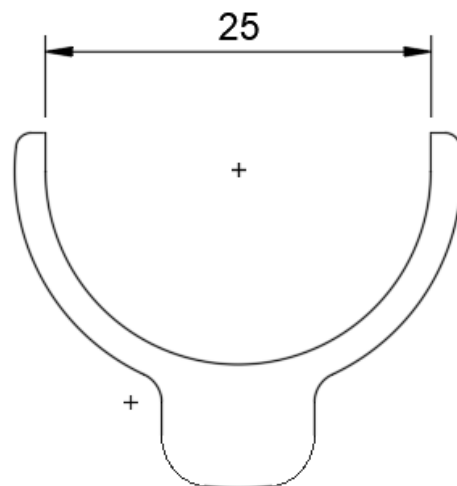
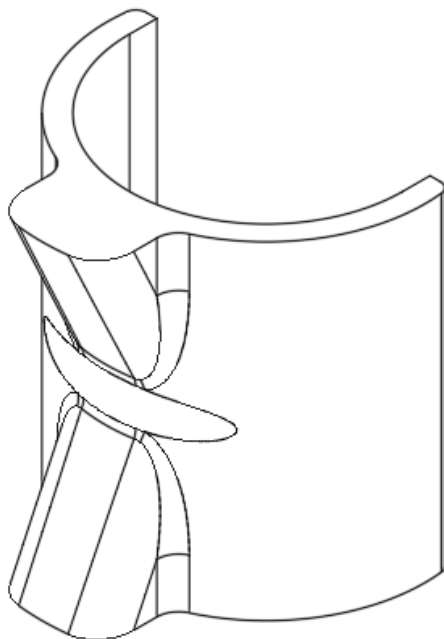
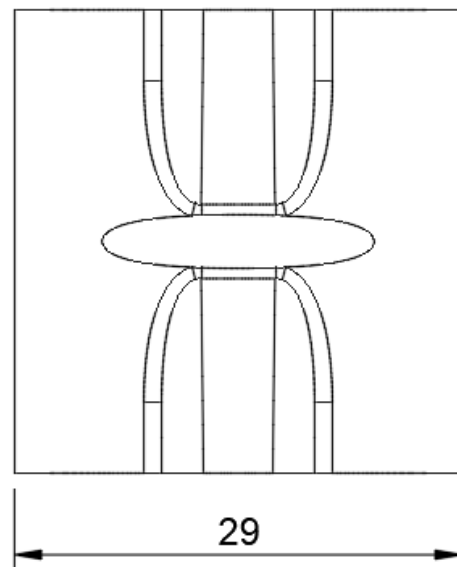
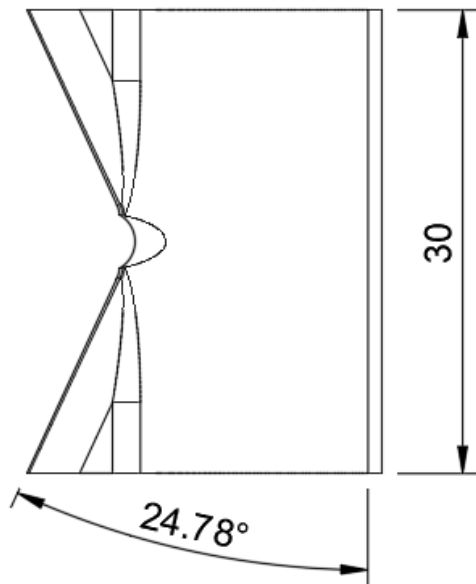
### **hanger-spacer-v3-single.stl**

This is a single spacer on which you can put a single coat hanger. You can simply attach them together while slicing to create the optimal length for your print bed.

### **hanger-spacer-v3-extended-27cm.stl**

This is just an extended version of the single spacer on which you can put 9 coat hangers. It is designed to fit the print dimensions of my ender 3 s1 pro (printed vertically - 27cm height)

### Orthographic projection



## Model files



**hanger-spacer-v3-extended-27cm.stl**



**hanger-spacer-v3-single.stl**

## License

This work is licensed under a  
[Creative Commons \(4.0 International License\)](https://creativecommons.org/licenses/by-nc/4.0/)



**Attribution-NonCommercial**

- 
- ✗ | Sharing without ATTRIBUTION
  - ✓ | Remix Culture allowed
  - ✗ | Commercial Use
  - ✗ | Free Cultural Works
  - ✗ | Meets Open Definition