



Oral-B Toothbrush travel box



Mulilla

[VIEW IN BROWSER](#)

updated 8. 10. 2022 | published 8. 10. 2022

Summary

This is a simple OralB toothbrush box designed for travelling.

[Household](#) > [Bathroom](#)

Tags: [oralb](#) [toothbrush](#)

This is a simple OralB toothbrush box designed for travelling.

We always had trouble travelling with our kids with our toothbrushes flying around our suitcase. Tried plastic bags, card boxes and other methods but we didn't like them.

This need is pretty obvious in my opinion, but didnt find any product that satisfied me. Designed these and we have been using them for a while so I decided to publish them for anyone.

I just made this simple design with some goals in mind:

- The case must be one piece: don't want a bottom and top cover separately so they can be lost
- Toothbrushes should keep their position (mainly) while stored
- The case must be locked by itself. The current desing works, but the lock is not printed in its best position right now (due to layer adhesion). I'm considering adding magnets or something similar in the future
- Must suit 4x or 2x toothbrushes without major changes in the design

- The case should have some opening to avoid moisture when closed
- The case should be used as stand for the toothbrushes: this is for travelling, we might not have somewhere to stand them against in our destination
- Optional: you might disassemble it for cleaning purposes

And it came out this design. I used the opening to be able to fold the top cover so it could be used as a stand, so it complies last two points, although the opening is a bit big, that's true.


I have uploaded both separate and print in place designs. The separate one has stoppers to fit the separator in its correct position and can be glued or leaved as it is to be able to disassemble it. The hinge flexes enough to mount the box without problems and the tolerances are generous, because I'm lazy and clumsy :D

In both cases should be pretty easy to print and doesn't need supports either

ToDo:

- Make separator higher so toothbrushes don't touch each other at all
- Shorten a few millimeters its length (maybe even depth) while still being easy to pick any brush easily
- Maybe soften edges... don't know, might look better but are worse to clean than straight lines
- Print another x4 box. Definitely black it's not the right color to choose for a toothbrush box :D

Model files




pip_4box.stl

☐ x4 box to print in place



pip_2box.stl

☐ x2 box to print in place




npip_4box_bottom.stl




npip_4box_top.stl



npip_4box_separator.stl



npip_2box_bottom.stl



npip_2box_top.stl



npip_2box_separator.stl

License ©

This work is licensed under a
[Creative Commons \(4.0 International License\)](https://creativecommons.org/licenses/by-nc-sa/4.0/)



Attribution—Noncommercial—Share Alike

- ✗ | Sharing without ATTRIBUTION
- ✓ | Remix Culture allowed
- ✗ | Commercial Use
- ✗ | Free Cultural Works
- ✗ | Meets Open Definition