



## Light Switch Covers and Face Plates

W Will Harry

[VIEW IN BROWSER](#)

updated 8. 10. 2022 | published 8. 10. 2022

### Summary

Face Plates for Single or Dual Covers. Included a Cover with No Text. Printed on my Prusa Mini+.

[Household](#) > [Home Decor](#)

Tags: [star](#) [trek](#)

#### 3 Parts:

- Base: To raise face plate over existing screws.
- Face Plates: Single or Dual Hinge. Sits in Base, no glue.
- Covers: Supports needed only on hinge arms. "Photon" cover is for the upper hinge, "Shields" for lower hinge. Color change at 18.20 The "No Text" cover can go upper or lower. To install, I put one of the hinge arms in the face plate and then used needle nose pliers to get the other arm in.

Note: I made 5 test covers and found that one of them did not want to stay closed when in the lower hinge position. Ugh. So I made a "clip on" splitter to tighten up the swivel. It seems to work. Install by pushing it down on the hinge arms after you've install the cover on the face plate. It took some force (and nothing broke) but clips in pretty good, see photo.

# Model files



**plate-dual-hinge.3mf**

---




**plate-single-hinge.3mf**

---




**base.3mf**

---



**cover-no-text.3mf**

---



**cover-torp.3mf**

---



**cover-shield.3mf**

---



**splitter-clip.3mf**

---



**plate-dual-hinge.stl**

---




**plate-single-hinge.stl**

---




**base.stl**

---



**cover-no-text.stl**

---



**cover-torp.stl**

---



**cover-shield.stl**

---



**splitter-clip.stl**

## License

This work is licensed under a  
[Creative Commons \(4.0 International License\)](https://creativecommons.org/licenses/by-nc-sa/4.0/)



**Attribution—Noncommercial—Share Alike**

---

- ✗ | Sharing without ATTRIBUTION
- ✓ | Remix Culture allowed
- ✗ | Commercial Use
- ✗ | Free Cultural Works
- ✗ | Meets Open Definition