

RGB Wheelie Bin Reminder Lamp



Plankto

[VIEW IN BROWSER](#)

updated 13. 11. 2022 | published 13. 11. 2022

Summary

Dual colour LED reminder lamp in the shape of a bin with Home Assistant Integration for bin day reminder.

[Art & Design](#) > [Other Art & Designs](#)

Tags: [lamp](#) [led](#) [rgb](#) [wemos](#) [wemosd1mini](#) [bin](#)
[homeautomation](#) [hassio](#) [wheeliebins](#) [bindaycator](#)
[bindicator](#) [chasis](#)

This is a remix of the Wheelie Bin model by [Jigsawnz](#) modified to allow for a Wemos mini D1 with a RGB LED strip to snap into the lower section creating an easy way to remind you when and which bins to take out for collection.

You will need:

- This model
- Wemos Mini D1 or clone
- 2 LED RGB Strip


Instructions:

- Connect the RGB strip to the Wemos either using the header pins or solder directly to the Wemos with the D or IN on the Strip connected to D2
- Press the Wemos into the lower section as show in pictures
- Stick the strip to the back of the bin
- There is an optional splitter to add at the mid point to make it a dual colour lamp.


Using ESPHome add a new device and use the supplied yaml for the configuration.

Set up an automation to set the colour of the bin on the days that you want.

Model files



splitter.stl




wheeliebin_lid.stl



wemos_bin.stl

Other files



bin-yaml.txt

[Find source .stl files on Thingiverse.com](#)

License ©

This work is licensed under a
Creative Commons (4.0 International License)



Attribution

- ✗ | Sharing without ATTRIBUTION
- ✓ | Remix Culture allowed
- ✓ | Commercial Use
- ✓ | Free Cultural Works
- ✓ | Meets Open Definition