

Pocahontas Necklace

 **SiriusFritz**

[VIEW IN BROWSER](#)

updated 8. 10. 2022 | published 8. 10. 2022

Summary

This is a Pocahontas necklace designed for 3D printing. All you will need is some fishing line (or any other string).

[Costumes & Accessories](#) > [Cosplay & Costumes in general](#)

Tags: [beads](#) [costume](#) [necklace](#) [pocahontas](#) [halloween](#)
[disney](#) [jewelry](#)

Rafts:

No

Supports:

No

Resolution:

0.15mm

Infill:

10%

Notes:

Simply thread fishing line through the printed beads and tie the necklace together. The large hanging bead ties into the necklace by a hidden recessed hole.

Only use supports for the large hanging bead (the white bead). Although some printers may not need to.


Do NOT use supports on any other bead, as it will block the thread hole.

Enjoy!

Model files



small_bead_bottom_left.stl




medium_bead_top_right.stl




small_bead_bottom_right.stl



hanging_bead.stl



medium_bead_top_left.stl




lower_center_bead.stl




large_bead_bottom_right.stl



small_bead_top_left.stl



medium_bead_bottom_left.stl



medium_bead_bottom_right.stl



small_bead_top_right.stl



large_bead_bottom_left.stl

License ©

This work is licensed under a
[Creative Commons \(4.0 International License\)](https://creativecommons.org/licenses/by/4.0/)



Attribution

- ✗ | Sharing without ATTRIBUTION
- ✓ | Remix Culture allowed
- ✓ | Commercial Use
- ✓ | Free Cultural Works
- ✓ | Meets Open Definition

