

## Screw and accessories boxes



GMur

[VIEW IN BROWSER](#)

updated 9. 10. 2022 | published 9. 10. 2022

### Summary

I have made different coloured boxes to store my screws and other fixings in. I thought having different coloured...

---

[Household](#) > [Other House Equipment](#)

---

Tags: [screws](#)

---

I have made different coloured boxes to store my screws and other fixings in.

I thought having different coloured boxes makes things easier.

I created the compartments based on the screws and bolt sizes I had.

For the lid I used transparent PLA, it took a while but I finally learnt about drying filament.

You can see the difference! no more wavy lines.

Infill can be anywhere above 30%

I recommend increasing the walls to at least 1.2mm (especially on the Lid)

## Print Settings

### Printer Brand:

Creality

### Printer:

Ender 3

### Rafts:

No

### Supports:

Yes

### Resolution:

200


### Infill:

30 and above


**Filament:** PolyMaker PLA Does Not Matter

Category: Containers

## Model files



**panheads.stl**




**fixings.stl**




**lid.stl**

---



**screws.stl**



**capheads.stl**

[Find source .stl files on Thingiverse.com](#)

## License ©

This work is licensed under a  
**Creative Commons (4.0 International License)**



### **Attribution**

- ✗ | Sharing without ATTRIBUTION
- ✓ | Remix Culture allowed
- ✓ | Commercial Use
- ✓ | Free Cultural Works
- ✓ | Meets Open Definition