

# STOMP! spring Creality CR-10 S5 Distances for Spring Replacement



nologodesign

[VIEW IN BROWSER](#)

updated 14. 11. 2023 | published 14. 11. 2023

## Summary

In case you have an auto bed levelling (like BL Touch) in place the springs on the levelling screws can be replaced...

[3D Printers](#) > [Creality Parts & Upgrades](#)

Tags: [crealitycr10](#) [thingiverse](#) [crealityender5](#)  
[crealityender5plus](#)

In case you have an auto bed levelling (like BL Touch) in place the springs on the levelling screws can be replaced with this tubes in order to firmly attach the print bed to carriage since the springs and screws are no longer required to level the bed. This reduces wobble induced by the heavy bed moving on the y-axes sled and by that possible shadowing on the printed objects.

Please note, that you should reduce acceleration to 500 - 800 and jerk to 5 - 8 in order to reduce stress and motion induced kicks on the mounts and carriage.

## Print Settings

### Printer Brand:

Creality

### Printer:

CR-10

### Rafts:

No

### Supports:

No

### Resolution:

0.15

### Infill:

100%


**Filament:** Any PLA

### Notes:

Use your standard settings for PLA, no special requirements.


Category: 3D Printer Parts

## This remix is based on



**Creality CR-10 S5 Distances for Spring Replacement**


by tokehs



**Creality CR-10 S5 Distances for Spring Replacement**

by tokehs

# Model files



creality\_cr-10\_s5\_distances\_12\_5\_22.stl

[Find source .stl files on Thingiverse.com](#)

## License

This work is licensed under a  
**GNU**



**General Public License v3.0**

- 
- ✗ | Sharing without ATTRIBUTION
  - ✓ | Remix Culture allowed
  - ✓ | Commercial Use
  - ✓ | Meets Open Definition
  - i | Share under the same license