



Amish Buggy



Jacked Up

VIEW IN BROWSER

updated 9. 10. 2022 | published 9. 10. 2022

Summary

Needs assembled. I used super glue. The caution sign was made by pausing the print in Cura then changing the color....

[Toys & Games](#) > [Vehicles](#)

Tags: [amish](#) [animal](#) [art](#) [buggy](#) [horse](#) [miniature](#) [wheel](#)

Needs assembled. I used super glue.

The caution sign was made by pausing the print in Cura then changing the color.

The files include are for the Amish Buggy.

The horse I used is... <https://www.thingiverse.com/thing:2696963>

Thank You Amanda Zirzow <https://www.thingiverse.com/zirzow/about>

Print Settings

Printer:

Folgertech FT5

Rafts:

No

Supports:

No

Resolution:

.2

Infill:

20%

Filament:

Solutech PLA

Black How I Designed This =====

I imported an Amish buggy photos into Fusion 360 - Traced it, Extruded it, Printed it.

Well not quite that easy.

Category: Vehicles


Model files




buggybody.stl



buggytpustraps.stl



buggybench.stl




buggyrearsupport.stl




buggywheel.stl



buggyharnessl.stl



buggyfrontsupport.stl



buggytop.stl



buggystrap.stl



buggyharnessr.stl



buggyaxle.stl



buggycautionsign.stl



buggylight.stl



buggyblinder.stl

[Find source .stl files on Thingiverse.com](#)

License ©

This work is licensed under a
Creative Commons (4.0 International License)



Attribution—Noncommercial—Share Alike

- ✗ | Sharing without ATTRIBUTION
- ✓ | Remix Culture allowed
- ✗ | Commercial Use
- ✗ | Free Cultural Works
- ✗ | Meets Open Definition