



## Halloween Special Transformable Zombieman to Coffin



**Maker81**

[VIEW IN BROWSER](#)

updated 13. 1. 2023 | published 13. 1. 2023

### Summary

Cool transformable model from Toymakr3d, which has to be assembled.

[Seasonal designs](#) > [Autumn & Halloween](#)

Tags: [coffin](#) [halloween](#) [transformer](#) [zombie](#) [transformable](#)

### Halloween Special Transformable Zombieman to Coffin

This is not my creation, but I found this model from Toymakr3d and it is so cool that I don't want to conceal it.

If you like it --> press like it :-)

Here the original description:

Disclaimer:

Contains small parts and requires high precision. Your printer may need to be properly calibrated for best results.

Video Preview: <https://youtu.be/YxbrGNNqIHY>

More Updates: [www.toymakr3d.com](http://www.toymakr3d.com)

• 17 Cm

- No Support, no screw, no pin
- Comes in separated pieces (you need to assemble it)
- Ball joint tolerance : 0 mm
- Swivel joint tolerance : 0.05mm
- Peg joint tolerance : 0.13mm

Point of articulation :

- jaw
- neck
- shoulder
- elbow
- hip
- knee

IMPORTANT TIPS:

- Use Nail Polish to fix loose joints
- Cutter or sand paper for tolerance adjustment

Print Settings

Rafts: No

Supports: Yes

Resolution: 0.15

Infill: 25%

Nozzle: 0.4

Skin/top/bottom: 0.8mm

If you are interested in more scary stuff, take a look at my other models like the giant spider, which is printed in vase mode!

<https://www.printables.com/de/model/288796-giant-vase-spider-posable-halloween-print-in-vase->

Hope you like it and would be happy to see your makes.

**This remix is based on**



## Transformable Zombieman for Halloween

by Toymakr3d

### Model files



files

15 files



**1\_zom\_head1\_face\_green.stl**



**10\_zom\_hand3\_forearm\_green.stl**



**15\_zom\_leg3\_foot\_green.stl**



**7\_zom\_body2\_hip\_black.stl**



**6\_zom\_body1\_main\_brown.stl**



**8\_zom\_hand1\_biceps\_green.stl**



**2\_zom\_head2\_jaw2\_green.stl**



**5\_zom\_head5\_neck\_green.stl**



**14\_zom\_leg2\_shin\_green.stl**



**12\_zom\_hand4\_fist2\_green.stl**



**3\_zom\_head3\_eyes\_white.stl**



**9\_zom\_hand2\_elbow\_green.stl**



**4\_zom\_head4\_tooth\_white.stl**





**13\_zom\_leg1\_thigh\_black.stl**




**11\_zom\_hand4\_fist1\_green.stl**

## Other files

 files 1 file

 **zombie\_instruction.zip**



**readme.txt**



**license.txt**

[Find source .stl files on Thingiverse.com](#)

## License ©



This work is licensed under a  
**Creative Commons (4.0 International License)**

**Attribution—Noncommercial—No Derivatives**

- ✗ | Sharing without ATTRIBUTION
- ✗ | Remix Culture allowed
- ✗ | Commercial Use
- ✗ | Free Cultural Works
- ✗ | Meets Open Definition