



Desk Organizer W Raspberry Pi 3 compartement

B BulletDrop

[VIEW IN BROWSER](#)

updated 26. 5. 2024 | published 26. 5. 2024

Summary

This is a desk organizer that can house your raspberry as well as a screen in portrait mode. It gives easy access to...

[Household](#) > [Office](#)

Tags: [organizer](#) [raspberrypi](#) [rasberrypicase](#) [touchscreen](#)
[thingiverse](#)

This is a desk organizer that can house your raspberry as well as a screen in portrait mode.

It gives easy access to all the connections on your raspberry as well as it tidies up your desk. you can use it as a small info panel or just a tiny pc, or if you do not want to use the screen i have made another fan cover to use instead of the screen holder

Print Settings

Printer Brand:

Crealitiy

Printer:

Ender 3

Rafts:

No

Supports:

Yes

Resolution:

0,2

Infill:

30

Filament: makerforge pla White

Notes:

the screen back plate is supposed to be glued to the assembly so that you can position the screen correctly first

Category: Organization

This remix is based on



Desk Organizer W Raspberry Pi 3 compartement

by BulletDrop

Model files




screen-holder-fan.3mf




screen.3mf




pencil-holder-lid.3mf




fan-plate.3mf




large-tray-1.3mf




organicer.3mf



removable-box.3mf



smal-tray-1.3mf



medium-tray-1.3mf



screen-cape.3mf



screen-backplate.3mf

License ©

This work is licensed under a
Creative Commons (4.0 International License)



Attribution-ShareAlike

- ✗ | Sharing without ATTRIBUTION
- ✓ | Remix Culture allowed
- ✓ | Commercial Use
- ✓ | Free Cultural Works
- ✓ | Meets Open Definition