



# Rummoli Card Game



Peter Main

[VIEW IN BROWSER](#)

updated 24. 7. 2024 | published 24. 7. 2024

## Summary

Rummoli is a family card game for 2 to 8 people



5.90 hrs



1 pcs



0.35 mm



0.40 mm



PLA



131 g



Prusa  
MK2.5/S

[Toys & Games](#) > [Board Games](#)

Tags: [card](#) [game](#) [fun](#) [easy](#) [cardgame](#) [family](#) [friendly](#)  
[familyfriendly](#) [rummoli](#)

This Canadian board game was first marketed in 1940 by the Copp Clark Publishing Company of Toronto.

Rummoli requires the use of Poker chips. When played on a flat board or sheet, the chips tend to slide around, get mixed into the wrong pot, and are difficult to pick up. This 3D version has pots for the chips to prevent mixing and making it easier to collect your winnings.

Rummoli is an easy, family friendly game. See attached rules to learn how to play.

When printing, be sure to insert colour changes for the lettering at 20.2mm. On the Poker Pot and 7-8-9 pot you'll need two colour changes, at 20.2mm and at 21.2mm (Poker Pot is Red/Black, 7-8-9 is Black/Red). You may want to use variable layer heights to get the bottom of the pot smooth. See the included .3mf file to help with slicing.


If you want to iron the top of the letters (it takes too long to do the whole top surface), add a Range from 20.50mm to 23mm and turn on ironing for just that range. After you get the first piece sliced and gcode saved you can just right-click on the piece and use "Replace with STL" for each of the other pieces to save you resetting the colour changes (you may need to click "Arrange" to re-centre).

There are other variations with different pay cards. I've included the Fusion 360 .3fd file so you can make your own version

To print on a Prusa Mini scale X & Y to 85%

If you'd like a smaller, 'travel version' check out: <https://www.printables.com/model/952783>

## Model files



**poker-pot.stl**




**ten-spades.stl**




**jack-diamonds.stl**




**queen-clubs.stl**




**king-hearts.stl**




**ace-spades.stl**



**ace-king-diamonds.stl**



**7-8-9-any-suit.stl**




**rummoli-pieces.3mf**



**rummoli-pot.stl**

**rummoli-game.f3d**

## Print files



**rummoli-pieces\_035mm\_pla\_mk25s\_5h54m.gcode**

🌀 PLA 🌀 0.40 mm 🌀 0.35 mm 🕒 5.90 hrs 📊 131 g 🖨️ Prusa MK2.5/S

# Other files

**rummoli-rules.pdf**

## License ©

This work is licensed under a  
**GNU**



**General Public License v2.0**

---

- ✗ | Sharing without ATTRIBUTION
- ✓ | Remix Culture allowed
- ✓ | Commercial Use
- ✓ | Meets Open Definition
- i | Share under the same license