



Ford - Key Jail - Fix your key when the top breaks off



Dan Rogers

[VIEW IN BROWSER](#)

updated 6. 4. 2023 | published 6. 4. 2023

Summary

When the top of your ford key breaks and the key falls off of your key chain, print one of these key jails to fix it



1.13 hrs



1 pcs



0.20 mm



0.40 mm



PET



7 g



Prusa
MK3/S/S+

[Household](#) > [Other House Equipment](#)

Tags: [ford](#)

The top of the key on my Ford broke off, and the key fell off the keychain. I tried one I downloaded a while ago and it was too tight on the key ring (hole was too small) and it didn't last long. So I modeled the broken key and fit a key jail to it.







The included .3mf file has paint on snug supports already defined. Just slice it for Prusament PETG (strongest prints from Prusament) and it takes a little over an hour to print at .2mm. The key fits in there pretty snug - if it is too snug, undo the advanced setting in the .3mf file (XY Size compensation) which I set to .1 to make it a snug fit. The supports snap out no problem.

Model files

ford-key-jail.3mf

Print files

ford-key-jail_2_02mm_petg_mk3s_1h8m.gcode

 PET  0.40 mm  0.20 mm  1.13 hrs  7 g  Prusa MK3/S/S+

License

This work is licensed under a
Creative Commons (International License)



Public Domain

-
- ✓ | Sharing without ATTRIBUTION
 - ✓ | Remix Culture allowed
 - ✓ | Commercial Use
 - ✓ | Free Cultural Works
 - ✓ | Meets Open Definition