



Rainbow Six Siege Sledge Hammer



Emely

[VIEW IN BROWSER](#)

updated 29. 11. 2023 | published 29. 11. 2023

Summary

The hammer of the character "Sledge" from Rainbow Six Siege in real size (92cm).

[Costumes & Accessories](#) > [Props](#)

Tags: [hammer](#) [rainbowsix](#) [rainbow6](#) [rainbow6siege](#)
[rainbowsixxsiege](#)

This is a replica of the Sledge hammer in real size. The original replica of the hammer (Scale 1:2 - 50cm) from Ubisoft can be found here:

<https://store.ubisoft.com/eu/siege-year-6-collector-s-case/607ef78a5cdf9a16846cd846.html?lang=default>

Update Version 2:

There is now a second version of the hammer. Instead of the single connections there is a 785mm long 6mm wide hole through the whole hammer for a 5mm metal or wooden rod.

Description Printing:

The hammer is splitted into six parts. The lengths of the parts can be seen in the drawing. The total height of a part to print is 8mm higher because

the connection extends into the next part. So the highest part to print is 188 mm high.

I printed part one with 10 % infill and the other parts with 20%. I needed about 720 g of filament for all parts with this infill settings.


Only part two and part six need support. Part two between the rings and part six under the overhang.


Description rework:


After printing, I primed all the parts, glued them together with second adhesive and then painted them with spray.


If you have any questions, comments or ideas for improvement, please send me a direct message.


Model files

 **v2** 6 files

**sledge-hammer_1_v2.stl**
☐ This is Part 1 from Version 2. Its needed two times.

**sledge-hammer-2_v2.stl**
☐ This is Part 2 from Version 2.

**sledge-hammer-3_v2.stl**
☐ This is Part 3 from Version 2.

**sledge-hammer-4_v2.stl**
☐ This is Part 4 from Version 2.



sledge-hammer-5_v2.stl

☐ This is Part 5 from Version 2.



sledge-hammer_6_v2.stl

☐ This is Part 6 from Version 2.



v1

8 files



sledge-hammer_1.stl

☐ This is Part 1 (all three parts)



sledge-hammer_1_1.stl

☐ This is a part of Part 1. Its needed two times.



sledge-hammer_1_2.stl

☐ This is a part of Part 1



sledge-hammer_2.stl

☐ This is Part 2



sledge-hammer_3.stl

☐ This is Part 3



sledge-hammer_4.stl

☐ This is Part 4



sledge-hammer_5.stl

☐ This is Part 5



sledge-hammer_6.stl

☐ This is Part 6



sledge-hammer_complete.stl

☐ All Parts in one stl file.

License ©



This work is licensed under a
[Creative Commons \(4.0 International License\)](#)

Attribution—Noncommercial—No Derivatives

- ✗ | Sharing without ATTRIBUTION
- ✗ | Remix Culture allowed
- ✗ | Commercial Use
- ✗ | Free Cultural Works
- ✗ | Meets Open Definition