



## Vuse Alto 2- or 3-Bank Charger



J. Copeland

[VIEW IN BROWSER](#)

updated 11. 6. 2023 | published 11. 6. 2023

### Summary

Two Piece models for holding two or three Vuse Alto chargers and devices.

[Gadgets](#) > [Other Gadgets](#)

Tags: [vape](#) [vapestand](#) [vuse](#)

This two-piece design holds two or three Vuse Alto Vape chargers and charges the vape devices simultaneously. The charger units can be soldered in parallel circuit to one USB cable, or left individually to multiple USB cables. The cable passthrough at the back of the model can accommodate one or up to three USB cables as the builder desires. Alignment tabs on the base allow for precise alignment and the parts can be adhered permanently with CA adhesive or semi-permanently with hot glue. The embossed Vuse logo is painted (poorly) in the provided photos.


In provided photos, all chargers are soldered into parallel and connect to a single USB power supply. This method may increase total charging time for three devices; especially if all three devices are completely depleted of charge. If you require rapid charging, it may be preferred to keep the chargers separate into three power sources. In my testing, however, connecting all three into one supply has had negligible effect on overall charging times.

# Model files




## 2 Bank Model

2 files



**2x-upper-body.stl**




**2x-base.stl**



## 3 Bank Model

2 files



**3x-upper-body.stl**



**3x-base.stl**

# License ©

This work is licensed under a  
[Creative Commons \(International License\)](#)



**Public Domain**

- ✓ | Sharing without ATTRIBUTION
- ✓ | Remix Culture allowed
- ✓ | Commercial Use

- ✓ | Free Cultural Works
- ✓ | Meets Open Definition