



(Bilingual) Case for Insect Bite Healer (Insektenstichheiler) Beurer



Tritschi

[VIEW IN BROWSER](#)

updated 24. 4. 2023 | published 24. 4. 2023

Summary

Didn't have a handy case yet, so I built this.

[Hobby & Makers](#) > [Other Ideas](#)

Tags: [beurer](#) [insectbite](#) [insektenstich](#)

I used Walter's SCAD model to build this case for my insect bite healer.

Remodelled the lid with text. Sidewalls with imprinted text too. Fits much better my drawer.

Attached two files:

1. Lid with inserted place for text, extra stl for text embedded text
2. Case with imbedded text. There are two case files: one in English, one in German.

I decided to print the clamps extra. So you can print it in PETG with strong flow lines, rather than breaking it. The clamps are secured by 2 small self tapping screws each.

Printed case on Prusa MK3S+ and MMU2s in PLA. You will need 8 Neodyms of Ø6x3mm. Glued in with UHU glue.


This remix is based on



Customizable Magnetic Hinge Box


by walter

Model files




case-beurer-insectbitehealer-box_assy.stl

☐ English



case-beurer-insektenstich-box-assy.stl


☐ German



case-beurer-insektenstich-lid.stl



case-beurer-insektenstich-lidtext.stl



case-beurer-insektenstich-box-clamp.stl

License

This work is licensed under a
[Creative Commons \(4.0 International License\)](https://creativecommons.org/licenses/by-nc-sa/4.0/)



Attribution—Noncommercial—Share Alike

- ✗ | Sharing without ATTRIBUTION
- ✓ | Remix Culture allowed
- ✗ | Commercial Use
- ✗ | Free Cultural Works
- ✗ | Meets Open Definition