

EBB36 Orbiter 2.0 mount for Voron V0



Tom's Basement

[VIEW IN BROWSER](#)

updated 24. 4. 2023 | published 24. 4. 2023

Summary

EBB36 mount for the mini stealthburner with the Orbiter

[3D Printers](#) > [3D Printers - Upgrades](#)

Tags: [voron](#) [orbiter](#) [stealthburner](#) [voron02](#)

This will allow mounting an EBB36 board on your V0.2, the cable can be fixed with a zip tie and everything is designed to be installed without heatset inserts !

There are two versions of spacers : one for Orbiter filament sensor and one without it, choose the one that fits your printer !

This mod has been designed to work with this mini SB : <https://www.printables.com/fr/model/364876-voron-v02-mini-stealburner-orbiter-20>

This is based on my version for the V0 Umbilical : <https://www.printables.com/fr/model/404485-toolhead-pcb-mounting-plate-for-orbiter-20-and-vor>


Model files




strain-relief-ebb36-orbiter.stl



strain-relief-ebb36-orbiter.3mf



spacer-no-filament-sensor-x2.stl



spacer-for-filament-sensor-x2.stl




spacer-for-filament-sensor-x2.3mf




spacer-no-filament-sensor-x2.3mf



strain-relief-ebb36-orbiter.step



spacer-for-filament-sensor-x2.step



spacer-no-filament-sensor-x2.step

License

This work is licensed under a
GNU



General Public License v2.0

- ✗ | Sharing without ATTRIBUTION
- ✓ | Remix Culture allowed
- ✓ | Commercial Use
- ✓ | Meets Open Definition
- i | Share under the same license