



## Ender 5 (Pro): RPI WW Camera Mount & Ribbon Clip



Kroeskoppie

VIEW IN BROWSER

updated 24. 4. 2023 | published 24. 4. 2023

### Summary

For my Ender 5 Pro I created a mounting system for my Joy-it RPI WW camera using multiple sources.

[3D Printers](#) > [3D Printers - Upgrades](#)

Tags: [camera](#) [mount](#) [ender](#) [pro](#) [rpi](#) [ribbon](#)  
[thingiverse](#)

For my Ender 5 Pro I created a mounting system for my Joy-it RPI WW camera using multiple sources to tune it for my desire.

I bought the following camera: [https://www.reichelt.nl/nl/nl/raspberry-pi-camera-5mp-160--rpi-wwcam-p148944.html?&trstct=pos\\_0&NBC=1](https://www.reichelt.nl/nl/nl/raspberry-pi-camera-5mp-160--rpi-wwcam-p148944.html?&trstct=pos_0&NBC=1)

I combined the following sources to redesign all the parts:

- Case:

<https://www.thingiverse.com/thing:1286420>

- Mount/Holder:

<https://www.thingiverse.com/thing:5174042>

- Ribbon Clip Source 1:

<https://www.thingiverse.com/thing:4095128>

- Ribbon Clip Source 2:

<https://www.thingiverse.com/thing:4458029>

All parts were redesigned in Tinkercad. It was my first time editing 3D parts....

## **Print Settings**

### **Printer Brand:**

Creality

### **Printer:**

Ender 5

### **Rafts:**

Doesn't Matter

### **Infill:**

25%

**Filament:** eSun PLA+ Grey

### **Notes:**

I would advice to print supports on the back case. All other parts can be printed without supports.

The holder can be attached with a M4 screw. I used 25 mm.

The back case has room for a M3 nut, as the original design also had this.

I did not have any M3's around, so I use a spacer and a M4 screw and nut. This worked out fine.

## **This remix is based on**




### Cable clips for Ender-5

by Hesi-Re




### RPI / RPI-WW Cam Holder

by TobyTetzi123



### Ender 5 (Pro) Wire Organizing

by pilmat



### Ender 5 Plus Raspberry Pi Camera Mount Holder

by DerMannheimer

## Model files




#### rpi\_ww\_cam\_case\_edit\_ender\_5\_front.stl

📄 Front Case.



#### rpi\_ww\_cam\_case\_edit\_ender\_5\_back.stl

📄 Back case.



#### rpi\_ww\_ribbon\_clip\_ender\_5.stl

📄 Ribbon Cable Holder.



#### rpi\_ww\_cam\_case\_edit\_ender\_5\_holder.stl

📄 Camera stand.

[Find source .stl files on Thingiverse.com](https://www.thingiverse.com)

# License

This work is licensed under a  
**Creative Commons (4.0 International License)**



## **Attribution-NonCommercial**

---

- ✗ | Sharing without ATTRIBUTION
- ✓ | Remix Culture allowed
- ✗ | Commercial Use
- ✗ | Free Cultural Works
- ✗ | Meets Open Definition