

MMU2s Quick Test

M MrPUSH

[VIEW IN BROWSER](#)

updated 12. 4. 2022 | published 15. 11. 2020

Summary

I made this MMU2s Quick Test because I wanted something that would switch colors quickly. I usually add a 10mm Brim.



1.72 hrs



1 pcs



0.20 mm



0.40 mm



PLA



16 g



Prusa
MK3S/S+ &
MMU2S

[3D Printers](#) > [Test Models](#)

I made this MMU2s Quick Test because I wanted something that would switch colors quickly. I usually add a 10mm Brim.

Print instructions Category: 3D Printing Tests Summary

I made this MMU2s Quick Test because I wanted something that would switch colors quickly. I usually add a 10mm Brim.

Print Settings

Printer Brand: Prusa

Printer: MMU2s


Rafts: No

Supports: No

Resolution: 0.20

Infill: 15%


Model files



1.stl




3.stl



2.stl




5.stl



4.stl

Print files



pushtestmmu2s_02mm_pla_mk3smmu2s_1h43m.gcode

🌀 PLA 🌀 0.40 mm ≡ 0.20 mm ⌚ 1.72 hrs ⚖️ 16 g

🖨️ Prusa MK3S/S+ & MMU2S

[Find source .stl files on Thingiverse.com](#)

License

This work is licensed under a
Creative Commons (4.0 International License)



Attribution-NonCommercial

- ✗ | Sharing without ATTRIBUTION
- ✓ | Remix Culture allowed
- ✗ | Commercial Use
- ✗ | Free Cultural Works
- ✗ | Meets Open Definition