



ArUco Headphone Head Tracking Mount

 **siim**

[VIEW IN BROWSER](#)

updated 25. 4. 2023 | published 25. 4. 2023

Summary

This 2-part assembly is used to mount an ArUco paper tracking marker to headphones for head-tracking.

[Gadgets](#) > [Computers](#)


Tags: [headtracker](#) [headtracking](#) [opentrack](#) [aruco](#)


I created this model to mount a 100mm ArUco paper tracking marker to my headphones. The ArUco marker is glued to some a cardboard backing, and then glued to the 'V' shaped mounting part. For this, I just used a glue stick.


The bottom piece is attached to the headphones using a flat pad where a 3M strip can be placed. This works well for headphones with a flat headband, like the Arctis 5. For other headphones a custom solution may be needed (see drawings for dimensions of the connector piece)

The two parts are joined together with an adjustable joint that uses a M4x20 bolt and nut. This allows for the exact angle to be tuned more easily, and for the marker to be removed when not in use.

Model files

 **ArUco Headphone Mount Files** 2 files

 **aruco-mount.stl**

 **headphone-mount.stl**

License

This work is licensed under a
[Creative Commons \(4.0 International License\)](#)



Attribution

- ✗ | Sharing without ATTRIBUTION
- ✓ | Remix Culture allowed
- ✓ | Commercial Use
- ✓ | Free Cultural Works
- ✓ | Meets Open Definition