



Magnetic boxes of various sizes



Thorin Oakenshield

[VIEW IN BROWSER](#)

updated 26. 4. 2023 | published 26. 4. 2023

Summary

Magnetic box, with a lid and the possibility to stack the boxes on top of each other


[Hobby & Makers](#) > [Organizers](#)

Tags: [box](#) [organizer](#) [magnet](#) [storage](#) [storagebox](#)
[magnetic](#) [variable](#)

Boxes of different sizes, with magnets for better connection, you can stack the boxes on top of each other, even with a lid. You need **8 pieces of 4x2mm** magnets for the **box**, **4 pieces of 4x2mm** magnets for the **lid**, so you need 12 pieces for the set

Pay attention to the **polarity of the magnets!** so that the boxes and the lid are attracted, for example in the box + polarity in the same direction and in the lid in the same direction - polarity.

The magnets are rather difficult to insert into the holes, you don't have to glue them afterwards. They are pressed well on the **tip of a knife**



Box sizes - **50x50mm, 60x60mm, 70x70mm, 80x80mm, 50x70mm, 50x80mm, 60x100mm.**

If you would like a different size, I will add it

This is my **hundredth competition model**, I have all competition models in my collection :

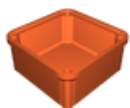
<https://www.printables.com/cs/@ThorinOakenshield/collections/177551>

Model files



box 50x50mm

2 files



box-50x50.stl




top-50x50.stl



box 60x60mm

2 files



box-60x60.stl



top-60x60.stl



box 70x70mm

2 files



box-70x70.stl



top-70x70.stl



box 80x80mm

2 files



box-80x80.stl



top-80x80.stl



box 70x50 mm

2 files



box-70x50.stl




top-70x50.stl



box 80x50mm

2 files



box-80x50.stl



top-80x50.stl



box 100x60mm

2 files



box-100x60.stl



top-100x60.stl

License ©

This work is licensed under a
Creative Commons (4.0 International License)



Attribution

- ✗ | Sharing without ATTRIBUTION
- ✓ | Remix Culture allowed
- ✓ | Commercial Use
- ✓ | Free Cultural Works
- ✓ | Meets Open Definition