



Apple Pencil Magnetic Case



GLeZz

[VIEW IN BROWSER](#)

updated 26. 4. 2023 | published 26. 4. 2023

Summary

Simple Apple Pencil Magnetic Case, fit pencil with silicon case.

[Gadgets](#) > [Portable Devices](#)

Tags: [apple](#) [applepencil](#)

Simple Apple Pen case with embedded magnets to hold it.

Optional decorative colored Icon on the lid - no MMU required.

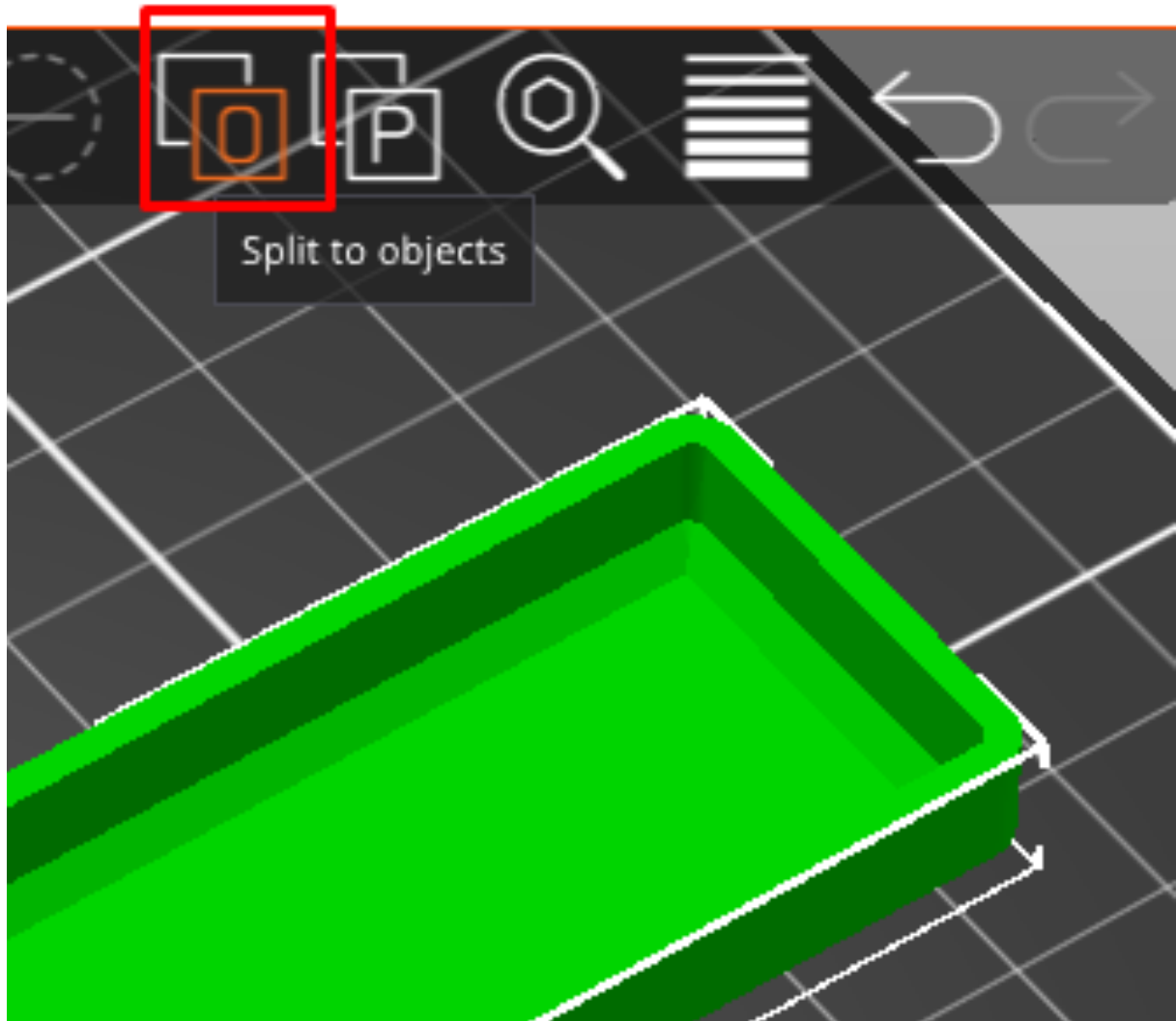
Includes 2 compartments for 4 protective silicone tips each.

Additional hardware needed: 2 6mmx3mm magnets (OPTIONAL).

Mind magnets polarity when installing.

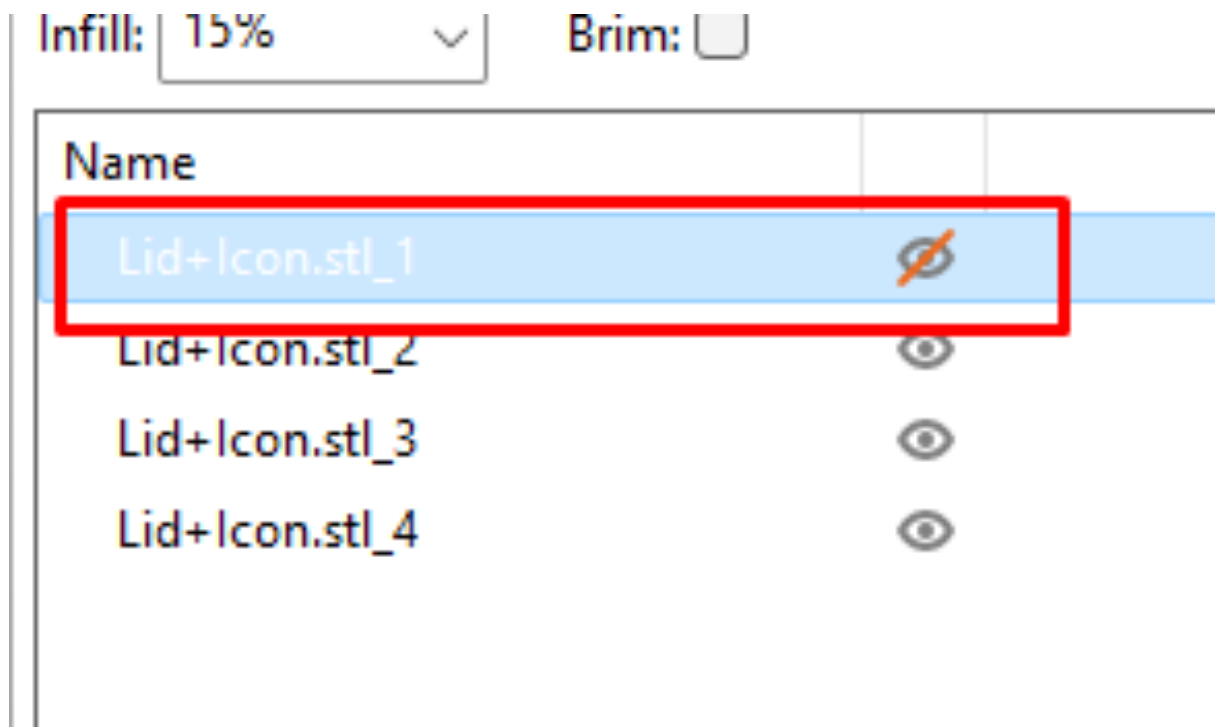
Instruction for printing decorative colored Icon on the lid:

Import Lid+Icon file into PrusaSlicer, after import and placement split to objects:

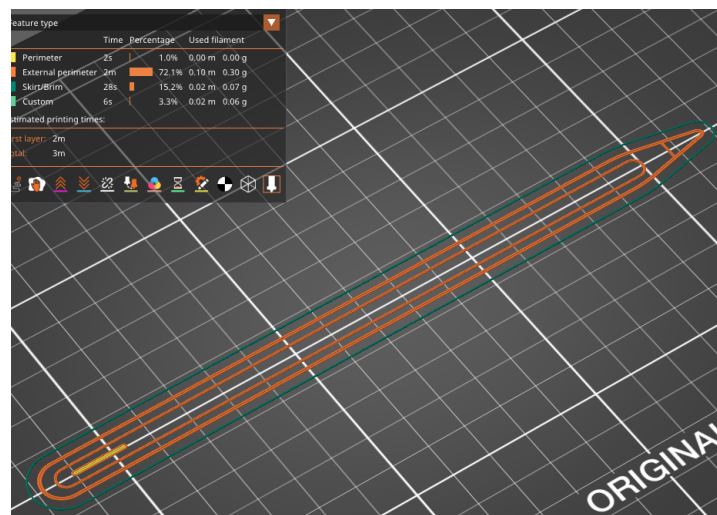


Do not move or arrange after!

Print the icon 1st by unchecking lid body:








Slice and save gcode.



Now unselect other 3 stls:

Infill: 15% ☐ Brim: ☐

Name		Editing
Lid+Icon.stl_1		
Lid+Icon.stl_2		
Lid+Icon.stl_3		
Lid+Icon.stl_4		

Save the gcode (different name.

Print 1st gcode with desired filament, when done **remove skirt only!!!**

Change filament to base one.

Print 2nd gcode **on top**.

Done.



Model files



lid_clean.stl



lidicon.stl



mainbody.stl



insert.stl

License ©

This work is licensed under a
Creative Commons (4.0 International License)



Attribution-NonCommercial

-
- ✗ | Sharing without ATTRIBUTION
 - ✓ | Remix Culture allowed
 - ✗ | Commercial Use
 - ✗ | Free Cultural Works
 - ✗ | Meets Open Definition