



Winterlight/ Winterlicht



Aeonfly

[VIEW IN BROWSER](#)

updated 16. 11. 2020 | published 16. 11. 2020

Summary

Zwei kleine Dekolichter die Ihr aus transparenten PLA drucken könnt.



4.54 hrs



4 pcs



0.30 mm
0.15 mm



0.40 mm



PLA



70 g



Prusa
MK3/S/S+

[Seasonal designs](#) > [Winter & Christmas & New Year's](#)

Tags: [snowman](#) [winter](#) [lights](#)

Zwei kleine Dekolichter die Ihr aus transparenten PLA drucken könnt.
Einfach Zusammenbauen und ein elektrisches Teelicht (oder sowas in der Art) reinstellen.

Zum zusammenbauen braucht ihr:
Kleber, pro Licht 4x Magnet Durchmesser 5mm x 1mm

Now in english

Two small decorative lights that you can print out of transparent PLA.
Simply assemble and put in an electric tea light (or something like that).

To assemble you need:

Glue, 4x magnet diameter 5mm x 1mm per light


Model files




dekokugel_fuss.stl




dekokugel_schneemann_hut.3mf




dekokugel_schneemann_hut.stl



dekokugel_zipfelmutze.3mf




dekokugel_schneemann.3mf



dekokugel_zipfelmutze.stl



dekokugel_schneemann_nase.stl



dekokugel_schneemann.stl



dekokugel_schneemann_nase.3mf

Print files



dekokugel_schneemann_hut_03mm_pla_mk3s_29m.gcode

🌀 PLA 🌀 0.40 mm ≡ 0.30 mm ⌚ 0.48 hrs ⚖️ 8 g 🖨️ Prusa MK3/S/S+



dekokugel_zipfelmutze_03mm_pla_mk3s_1h54m.gcode

🌀 PLA 🌀 0.40 mm ≡ 0.30 mm ⌚ 1.89 hrs ⚖️ 30 g 🖨️ Prusa MK3/S/S+



dekokugel_schneemann_03mm_pla_mk3s_2h7m.gcode

🌀 PLA 🌀 0.40 mm ≡ 0.30 mm ⌚ 2.12 hrs ⚖️ 32 g 🖨️ Prusa MK3/S/S+



dekokugel_schneemann_nase_015mm_pla_mk3s_3m.gcode

🌀 PLA 🌀 0.40 mm ≡ 0.15 mm ⌚ 0.05 hrs ⚖️ 0 g 🖨️ Prusa MK3/S/S+

License ©

This work is licensed under a
Creative Commons (4.0 International License)



Attribution

- ✗ | Sharing without ATTRIBUTION
- ✓ | Remix Culture allowed
- ✓ | Commercial Use
- ✓ | Free Cultural Works
- ✓ | Meets Open Definition

