



Six Hexapod built with EZ-Bits that clip together



EZ-Robot

[VIEW IN BROWSER](#)

updated 1. 7. 2023 | published 1. 7. 2023

Summary

The parts from this hexapod can be 3D printed and clipped together. You don't have to stick with this configuration....

[Hobby & Makers](#) > [RC & Robotics](#)

Tags: [walking](#) [vision](#) [arduino](#) [camera](#) [hexapod](#) [robot](#)
[thingiverse](#) [raspberrypi](#) [ezrobot](#) [robotics](#) [stemrobot](#)
[stem](#)

The parts from this hexapod can be 3D printed and clipped together. You don't have to stick with this configuration. If you want to build something different, simply clip the parts to build a custom robot. You can see it working here: <https://youtu.be/vsrR78Q1Sgw>

Print Settings

Rafts:

Yes

Supports:

Yes

Infill:

30

Filament:

Canadian Filaments PLA

Notes:

Once 3d Printed, the parts clip together. There are instructions with photos here: <https://www.ez-robot.com/learn-robotics-getting-started-with-the-hexapod-robot.html>

Here is how the parts clip together: <https://youtu.be/0cKnZqX2XkM>
The servo mounting holes can be difficult to fit onto the servo output gears. Here's a tutorial to help you along the way: <https://synthiam.com/Community/Tutorials/Strengthen-Servo-Splines-in-3D-Printed-Brackets-17948>

The servos used in this robot's legs are here: <https://www.ez-robot.com/store/p16/servo-motor/Heavy-Duty-Servo-Motor/DIY-Servo-Motor.html>

The camera for the head is here: <https://www.ez-robot.com/store/p64/robotics-camera.html>

The EZ-Bv4 Robot Controller Brain is here: <https://www.ez-robot.com/store/p24/EZB-smart-robot-controller.html>

The LiPo battery is here: <https://www.ez-robot.com/store/p25/robot-power/lipo-battery.html>

The internal wiring harness + power switch is here: <https://www.ez-robot.com/store/p89/wiring-harness-short.html>

The iOS and Android App can be downloaded here: <https://www.ez-robot.com/mobile-robot-software.html>

Windows software for programming this robot can be found here: <https://www.ez-robot.com/pc-robot-software.html>

Category: Robotics


Model files



p23_a-01.stl



p200_a-01.stl




p13_a-01.stl



p15_a-01.stl




p14_a-01.stl



p37_a-01.stl



p1_a-01.stl



p24_a-01.stl



p12_a-01.stl

License

This work is licensed under a
Creative Commons (4.0 International License)



Attribution-NonCommercial

- ✗ | Sharing without ATTRIBUTION
- ✓ | Remix Culture allowed
- ✗ | Commercial Use
- ✗ | Free Cultural Works
- ✗ | Meets Open Definition