

Tape Central - Holder for Tape, Tape Measure, Pens, Markers, and Knife

 PhDGoSlowAncient

[VIEW IN BROWSER](#)

updated 1. 7. 2023 | published 1. 7. 2023

Summary

This assembly keeps all your typical tools needed for taping jobs in one place.



15.70 hrs



2 pcs



0.20 mm



0.40 mm



PLA



109 g



Creality
Ender 3 V2

[Gadgets](#) > [Other Gadgets](#)

Tags: [tapeholder](#) [tapemeasureholder](#) [tape](#) [tapeorganizer](#)
[tapedispense](#)

This assembly holds the tools for taping, measuring and marking taping jobs.


You will need to print two of the sides.

I make the metal cutter slides into the PN 7S.10 CutBar. I made this from a piece of sheet metal and cut the points with a grinder.

Model files




7s6-rod-long.stl



7s10-cutbar.stl



7s8-rod-short-1.stl



7s9-pin-1.stl




7s7-rod-long.stl




7s1-side-make-2ea.stl

☐ Make 2 each



7s-5-box-pencil-knife-1.stl



7s4-inner-1.stl

Print files



ce3e3v2_7s1-side-make-2ea.gcode

🌀 PLA 📏 0.40 mm 📏 0.20 mm ⌚ 3.50 hrs ⚖️ 24 g



ce3e3v2_7s10-cutbar.gcode

🌀 PLA 📏 0.40 mm 📏 0.20 mm ⌚ 12.20 hrs ⚖️ 85 g

License ©

This work is licensed under a
[Creative Commons \(4.0 International License\)](#)



Attribution

- ✗ | Sharing without ATTRIBUTION
- ✓ | Remix Culture allowed
- ✓ | Commercial Use
- ✓ | Free Cultural Works
- ✓ | Meets Open Definition