

Umikot - Adapter rings to change base depth

N Drazter

[VIEW IN BROWSER](#)

updated 2. 7. 2023 | published 2. 7. 2023

Summary

These adapter rings can be used to adjust the height of the needle without printing a new base.

[Hobby & Makers](#) > [Tools](#)

To start off, print the **30mm base**

and then adjust the height to desire needle length using these adapter (see reference in Umikot detail). Due to the length of the thread of the screw on the body, can only go down to 23mm depth.

7mm = **23mm depth** (be careful, only a bit of thread left)

6mm = **24mm depth**

5mm = **25mm depth**

4mm = **26mm depth**

3mm = **27mm depth**

*Flip to print better. Require calibrated printer to print well

*Work with other bases as well, just make sure to subtract the adapter length from the base length to get the adjusted depth

This remix is based on




Umikot - Planetary Gear Spirograph Espresso WDT Tool

by redfoxdude

Model files




3mm-adapter-ring.step




4mm-adapter-ring.step



5mm-adapter-ring.step



6mm-adapter-ring.step



7mm-adapter-ring.step

License ©

This work is licensed under a
Creative Commons (4.0 International License)



Attribution—Noncommercial—Share Alike

- ✗ | Sharing without ATTRIBUTION
- ✓ | Remix Culture allowed
- ✗ | Commercial Use

- ✖ | Free Cultural Works
- ✖ | Meets Open Definition