



Freestanding Letters



Ken Mills

[VIEW IN BROWSER](#)

updated 25. 9. 2023 | published 25. 9. 2023

Summary

Simple and slightly non-uniform letters for creating word displays. Leverage infill patterns to create varying styles.

[Household](#) > [Home Decor](#)

Letter vary in height and width from about 65mm to 80mm and are 20mm thick. They can of course be scaled to the required size. For a nicer front finish, try flipping the letters face down if you have a smooth or textured build plate.


Tips:

Try different infills with the top or both top and bottom layer counts set to zero to create different styles of letters. Below are some examples:

No top and bottom layers, 10% octagram spiral infill



No top and bottom layers, 10% honeycomb infill:



No top layers, 0% infill:



Model files



a.stl



b.stl



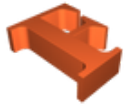
c.stl



d.stl



e.stl




f.stl



g.stl



h.stl



i.stl



j.stl



k.stl



l.stl



m.stl



n.stl



o.stl



p.stl



q.stl



r.stl




s.stl



t.stl



u.stl



v.stl



w.stl



x.stl



y.stl



z.stl

License

This work is licensed under a
[Creative Commons \(4.0 International License\)](#)



Attribution-ShareAlike

-
- ✗ | Sharing without ATTRIBUTION
 - ✓ | Remix Culture allowed
 - ✓ | Commercial Use
 - ✓ | Free Cultural Works
 - ✓ | Meets Open Definition