

Toy Train



Alfd246

[VIEW IN BROWSER](#)

updated 2. 7. 2023 | published 2. 7. 2023

Summary

It is a toy train kids toy



15.70 hrs



3 pcs



0.20 mm



0.40 mm



PLA



100 g



Creality
Ender 5 Pro

[Toys & Games](#) > [Building Toys](#)

You might have to tinker with the sizes of the dowels and axles to get them to fit.


Model files



3-rectangles.3mf



half-square.3mf



3-cubes.3mf



funnel.3mf




axles.3mf




bolier.3mf



semi-circle-caps.3mf




tri-half-cubes.3mf




large-dowels.3mf



main-body.3mf



wheels.3mf



small-dowels.3mf



cab-roof.3mf

Print files

axles.gcode




PLA 0.40 mm 0.20 mm 0.20 hrs 5 g

rest-of-train.gcode



PLA 0.40 mm 0.20 mm 5.40 hrs 30 g

most-of-train.gcode



PLA 0.40 mm 0.20 mm 10.10 hrs 65 g

License

This work is licensed under a
[Creative Commons \(4.0 International License\)](https://creativecommons.org/licenses/by/4.0/)



Attribution

- ✗ | Sharing without ATTRIBUTION
- ✓ | Remix Culture allowed
- ✓ | Commercial Use
- ✓ | Free Cultural Works
- ✓ | Meets Open Definition

