



Feet for IKEA HELMER



MoritzOderSo

[VIEW IN BROWSER](#)

updated 2. 7. 2023 | published 2. 7. 2023

Summary

So that the drawers can also be opened with one hand.



1.28 hrs



1 pcs



0.20 mm



0.40 mm



PET



18 g



Prusa MINI /
MINI+

[Household](#) > [Office](#)

Tags: [replacement](#) [foot](#) [replacementpart](#) [ikea](#) [feet](#)

Every time I tried to open a drawer, the whole shelf rolled away. If I wanted to close it again, the shelf wanted to go away again. So I always needed 2 hands. With 2 of these feet that no longer happens. Simply unscrew 2-4 rollers and mount the printed again with the same screws. I only replaced the 2 front rollers. That's enough so it doesn't always roll away.

No supports needed, just print it as it appears in slicer. I printed it from PETG, but PLA should work just as well. 15% fill and 3-4 perimeters.

About the post of a makes I am happy!
Happy printing :)

Model files









rollenersatz.stl

Print files



rollenersatz_04n_02mm_petg_mini_1h17m.gcode






 PET  0.40 mm  0.20 mm  1.28 hrs  18 g  Prusa MINI / MINI+

License

This work is licensed under a
GNU



General Public License v2.0

-
-  | Sharing without ATTRIBUTION
 -  | Remix Culture allowed
 -  | Commercial Use
 -  | Meets Open Definition
 -  | Share under the same license