



Pumpkin

 iqless

[VIEW IN BROWSER](#)

updated 29. 10. 2019 | published 7. 10. 2019

Summary

A segmented pumpkin, some assembly required :) Prints well from 50% to 300% YouTube video <https://youtu.be/G6I1IFzUGFY>



9.69 hrs



2 pcs



0.20 mm



0.40 mm



PLA



105 g



Prusa
MK3/S/S+

[Household](#) > [Home Decor](#)

A segmented pumpkin, some assembly required :)

Prints well from 50% to 300%

YouTube video

Print instructions

Its probably a good idea to use 4-5 perimeters.
Also the print works well from 50% to 300%


I did include two gcode files.

One prints 8 pumpkin sections and the other all the other pumpkin parts needed

Model files



pumpkin_section.stl




base_5_sides.stl




top.stl




pumpkin_stem.stl



base_8_sides.stl



base_6_sides.stl



double_thread.stl



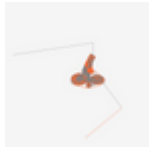
pumpkin_stem_one_piece.stl

Print files



8x_pumpkin_sections.gcode

🌀 PLA 📏 0.40 mm 📐 0.20 mm ⌚ 7.71 hrs ⚖️ 89 g 🖨️ Prusa MK3/S/S+



top_and_bottom_pumpkin_parts.gcode

🌀 PLA 📏 0.40 mm 📐 0.20 mm ⌚ 1.98 hrs ⚖️ 16 g 🖨️ Prusa MK3/S/S+

License ©

This work is licensed under a
[Creative Commons \(4.0 International License\)](#)



Attribution—Noncommercial—No Derivatives

- ✗ | Sharing without ATTRIBUTION
- ✗ | Remix Culture allowed
- ✗ | Commercial Use
- ✗ | Free Cultural Works
- ✗ | Meets Open Definition