



Ikea Method Power plug hole



Papa-o-ROM

[VIEW IN BROWSER](#)

updated 8. 10. 2023 | published 8. 10. 2023

Summary

Maybe you had to drill a hole in the back of a furniture. With this print you now have a nice and clean hole.



0.17 hrs



1 pcs



0.20 mm



0.40 mm



PET



3 g




Prusa MK4

[Household](#) > [Kitchen](#)

Tags: [hole](#) [holeplug](#)

Let me know if you need other size (100mm included)

Model files



ikea-method.blend



ikea-method.stl




ikea-method.3mf

Print files



ikea-method_04n_02mm_petg_mk4is_10m.gcode






 PET  0.40 mm  0.20 mm  0.17 hrs  3 g  Prusa MK4

License

This work is licensed under a
[Creative Commons \(4.0 International License\)](https://creativecommons.org/licenses/by-sa/4.0/)



Attribution-ShareAlike

-
-  | Sharing without ATTRIBUTION
 -  | Remix Culture allowed
 -  | Commercial Use
 -  | Free Cultural Works
 -  | Meets Open Definition